

IBD NIHR BioResource: Case Report Form

Study Documentation

September 2, 2021

Metadata Production

Table of Contents

Overview	4
Scope & Coverage	4
Data Collection	4
Files Description	6
IBD NIHR BioResource-Clinical Case Report Form	6
Variables List	7
IBD NIHR BioResource-Clinical Case Report Form	7
Variables Description	27
IBD NIHR BioResource-Clinical Case Report Form	28

IBD NIHR BioResource: Case Report Form

Overview

Identification	IBDBioResourceCaseReportForm
-----------------------	------------------------------

Abstract

Each participant recruited has an IBD-specific CRF completed by their clinical care team. These are non-exhaustive - we have the chance to ask for more information - but form the basis of analysis and recall.

The NIHR IBD Bioresource comprises ~34k participants with Inflammatory Bowel Disease (IBD), which include the members of the HDR UK IBD Hub. The NIHR BioResource acquires a case report form at recruitment for each participant recruited on the basis of their disease. Typically variables include questions that may be used to partition or group patients by their disease course and severity, and include disease history and medication use. This is used to pre-screen or match participants when inviting them to take part in experimental medicine studies. De-identified versions of this data are available to researchers investigating the feasibility of future studies.

Publications (with DOIs) are listed at: <https://bioresource.nihr.ac.uk/publications/>

Link to the Health Data Research (HDR UK) Innovation Gateway: <https://web.www.healthdatagateway.org/dataset/877a7275-b99d-4ed4-9691-de577e0ab49e>

This documentation is a draft version of the dataset. Many of the NULLs arise from checkboxes that are not ticked, but also from forms or part-forms being missing. This will be resolved in future versions.

Scope & Coverage

Countries

Geographic Coverage

United Kingdom (<https://www.geonames.org/2635167/united-kingdom.html>)

Data Collection

Data Collection Mode	<p>Dataset time lag: 1-2 MONTHS</p> <p>Typical age range: 18-85</p> <p>Physical sample availability: DNA , PLASMA , SERUM</p> <p>Follow-up: 1 - 10 YEARS</p> <p>Data models: I2B2</p> <p>Language: en</p> <p>Format: text/csv</p> <p>Purpose: STUDY</p>
-----------------------------	---

Source: PAPER BASED

Collection Situation: CLINIC

Access information: <https://bioresource.nihr.ac.uk/using-our-bioresource>

Processing time: 2-6 MONTHS

Jurisdiction: GB-GBN

Limitations: RESEARCH USE ONLY

Data Controller: Cambridge University Hospitals NHS Foundation Trust (CUH)

Data Processor: Data processors are NIHR BioResource staff, others with Letters of Access to CUH and approved members of staff at the data centre (AIMES, <https://aimes.uk/>).

Files Description

Dataset contains 1 file(s)

IBD NIHR BioResource-Clinical Case Report Form	
# Cases	34189
# Variable(s)	615

Variables List

Dataset contains 615 variable(s)

File IBD NIHR BioResource-Clinical Case Report Form							
#	Name	Label	Type	Format	Valid	Invalid	Question
1	particip_..	IBD Bioresource participant identifier	discrete	character-10	34188	0	-
2	diagnosis	Current IBD Diagnosis	discrete	character-4	34188	0	Current IBD Diagnosis
3	diag_other	Other Diagnosis	discrete	character-255	34183	0	If Other, Please enter other diagnosis.
4	date_diag	Date of First IBD Diagnosis	discrete	character-255	34188	0	-
5	sub_cert_..	Level of certainty	discrete	character-4	34188	0	Level of certainty re diagnosis of IBD (1 = not certain; 3 = very certain)
6	certain_..	Certainty of diagnosis	discrete	character-4	34188	0	Certainty of diagnosis: CD vs UC vs IBDU (1 = not certain; 3 = very certain)
7	diag_con_..	Diagnosis confirmation	discrete	character-4	34188	0	Has IBD diagnosis been confirmed by a hospital specialist?
8	diag_hos_..	Diagnostic methods 1	discrete	character-4	34188	0	Diagnostic methods 1 (Endoscopy)
9	diag_hos_..	Diagnostic methods 2	discrete	character-4	34188	0	Diagnostic methods 2 (Radiology)
10	diag_hos_..	Diagnostic methods 3	discrete	character-4	34188	0	Diagnostic methods 3 (Histology)
11	diag_hos_..	Diagnostic methods 4	discrete	character-4	34188	0	Diagnostic methods 4 (Surgery)
12	diag_hos_..	Diagnostic methods 5	discrete	character-4	34188	0	Diagnostic methods 5 (Other)
13	diag_hos_..	Diagnostic methods 6	discrete	character-4	34188	0	Diagnostic methods 6 (Not known)
14	diag_hos_..	Alternative diagnostic method	discrete	character-255	34188	0	Please state alternative diagnostic method
15	global_a_..	Physicians global assessment	discrete	character-4	34188	0	Physicians global assessment of current IBD inflammatory activity (i.e, on the day of the BioResource blood sampling):
16	hosp_admin	Hospital admission	discrete	character-4	34188	0	Has the patient ever been admitted to hospital for an IBD flare?
17	diag_cha_..	Change in diagnosis	discrete	character-4	34188	0	Have there been any changes in IBD Diagnosis (eg UC to CD)?
18	date_dia_..	Year of change in IBD diagnosis	discrete	character-4	34188	0	-
19	change_i_..	Change IBD to CD	discrete	character-4	34188	0	-
20	change_i_..	Change IBD to UC	discrete	character-4	34188	0	-
21	change_i_..	Change IBD to IBDU	discrete	character-4	34188	0	-
22	other_di_..	Other diagnosis change	discrete	character-255	34188	0	Please enter other change in IBD diagnosis
23	mac_exte_..	Macroscopic extent - Oesophago-gastric	discrete	character-2	34188	0	Oesophago-gastric
24	mac_exte_..	Macroscopic extent - Duodenal	discrete	character-2	34188	0	Duodenal
25	mac_exte_..	Macroscopic extent - Jejunal	discrete	character-2	34188	0	Jejunal
26	mac_exte_..	Macroscopic extent - Ileal	discrete	character-2	34188	0	Ileal
27	mac_exte_..	Macroscopic extent - Colonic	discrete	character-2	34188	0	Colonic

File IBD NIHR BioResource-Clinical Case Report Form							
#	Name	Label	Type	Format	Valid	Invalid	Question
28	mac_exte..	Macroscopic extent - Rectal	discrete	character-2	34188	0	Rectal
29	perianal	Perianal	discrete	character-4	34188	0	Ever had perianal involvement?
30	peri_typ..	Perianal type - Tags	discrete	character-2	34188	0	Tags / fissures / ulcers
31	peri_typ..	Perianal type - Perianal abscess	discrete	character-2	34188	0	Perianal abscess
32	peri_typ..	Perianal type - Simple fistula	discrete	character-2	34188	0	Simple fistula (single fistula, little clinical problem)
33	peri_typ..	Perianal type - Complex fistula	discrete	character-2	34188	0	Complex fistula (more than one or branching or recto-vaginal or major problem)
34	peri_typ..	Perianal type - Other	discrete	character-2	34188	0	Other
35	peri_typ..	Perianal type Other	discrete	character-255	34188	-	Please state other perianal lesion
36	behaviour	Behaviour	discrete	character-4	34188	0	-
37	behaviou..	Behaviour type 1	discrete	character-2	34188	0	1, internal abscess (mesenteric, intra-abdominal, pelvic etc)
38	behaviou..	Behaviour type 2	discrete	character-2	34188	0	2, entero-enteric or entero-colic fistula
39	behaviou..	Behaviour type 3	discrete	character-2	34188	0	3, entero-or colo-vesical fistula
40	behaviou..	Behaviour type 4	discrete	character-2	34188	0	4, entero-or colo-cutaneous fistula
41	behaviou..	Behaviour type 5	discrete	character-2	34188	0	5, other
42	behav_ty..	Behaviour type Other	discrete	character-255	34188	0	-
43	surgery	Surgery	discrete	character-4	34188	0	Has the patient had surgery for CD?
44	surg_date	Surgery Date	discrete	character-255	34188	0	-
45	op_1	Operation 1_1	discrete	character-2	34188	0	1, Colectomy and ileostomy
46	op_2	Operation 1_2	discrete	character-2	34188	0	2, Colectomy and ileo-anal pouch
47	op_3	Operation 1_3	discrete	character-2	34188	0	3, Defunctioning ileostomy / colostomy
48	op_4	Operation 1_4	discrete	character-2	34188	0	4, Drainage of intra-abdominal abscess
49	op_6	Operation 1_6	discrete	character-2	34188	0	6, Ileal / jejunal resection
50	op_7	Operation 1_7	discrete	character-2	34188	0	7, Ileal / jejunal stricturoplasty
51	op_8	Operation 1_8	discrete	character-2	34188	0	8, Ileo-caecal resection (Right hemicolectomy)
52	op_9	Operation 1_9	discrete	character-2	34188	0	9, Partial colectomy
53	op_10	Operation 1_10	discrete	character-2	34188	0	10, Proctectomy
54	op_11	Operation 1_11	discrete	character-2	34188	0	11, Stricturoplasty
55	op_12	Operation 1_12	discrete	character-2	34188	0	12, Insertion of seton suture
56	op_13	Operation 1_13	discrete	character-2	34188	0	13, Drainage of perianal abscess
57	op_14	Operation 1_14	discrete	character-2	34188	0	14, Perianal fistula repair
58	op_16	Operation 1_16	discrete	character-2	34188	0	16, Closure of stoma
59	op_15	Operation 1_15	discrete	character-2	34188	0	15, Other
60	other_op..	Operation 1 Other	discrete	character-255	34188	0	What was the operation?
61	more_sur..	More surgery 1	discrete	character-10	34188	0	Has the patient had another operation?
62	surg_dat..	Surgery Date 2	discrete	character-255	34188	0	-
63	op_2_1	Operation 2_1	discrete	character-2	34188	0	1, Colectomy and ileostomy

File IBD NIHR BioResource-Clinical Case Report Form							
#	Name	Label	Type	Format	Valid	Invalid	Question
64	op_2_2	Operation 2_2	discrete	character-2	34188	0	2, Colectomy and ileo-anal pouch
65	op_2_3	Operation 2_3	discrete	character-2	34188	0	3, Defunctioning ileostomy / colostomy
66	op_2_4	Operation 2_4	discrete	character-2	34188	0	4, Drainage of intra-abdominal abscess
67	op_2_6	Operation 2_6	discrete	character-2	34188	0	6, Ileal / jejunal resection
68	op_2_7	Operation 2_7	discrete	character-2	34188	0	7, Ileal / jejunal stricturoplasty
69	op_2_8	Operation 2_8	discrete	character-2	34188	0	8, Ileo-caecal resection (Right hemicolectomy)
70	op_2_9	Operation 2_9	discrete	character-2	34188	0	9, Partial colectomy
71	op_2_10	Operation 2_10	discrete	character-2	34188	0	10, Proctectomy
72	op_2_11	Operation 2_11	discrete	character-2	34188	0	11, Stricturoplasty
73	op_2_12	Operation 2_12	discrete	character-2	34188	0	12, Insertion of seton suture
74	op_2_13	Operation 2_13	discrete	character-2	34188	0	13, Drainage of perianal abscess
75	op_2_14	Operation 2_14	discrete	character-2	34188	0	14, Perianal fistula repair
76	op_2_16	Operation 2_16	discrete	character-2	34188	0	16, Closure of stoma
77	op_2_15	Operation 2_15	discrete	character-2	34188	0	15, Other
78	other_op_2	Operation 2 Other	discrete	character-255	34188	0	What was the operation?
79	more_sur_..	More surgery 2	discrete	character-10	34188	0	Has the patient had another operation?
80	surg_dat_..	Surgery Date 3	discrete	character-255	34188	0	-
81	op_3_1	Operation 3_1	discrete	character-2	34188	0	1, Colectomy and ileostomy
82	op_3_2	Operation 3_2	discrete	character-2	34188	0	2, Colectomy and ileo-anal pouch
83	op_3_3	Operation 3_3	discrete	character-2	34188	0	3, Defunctioning ileostomy / colostomy
84	op_3_4	Operation 3_4	discrete	character-2	34188	0	4, Drainage of intra-abdominal abscess
85	op_3_6	Operation 3_6	discrete	character-2	34188	0	6, Ileal / jejunal resection
86	op_3_7	Operation 3_7	discrete	character-2	34188	0	7, Ileal / jejunal stricturoplasty
87	op_3_8	Operation 3_8	discrete	character-2	34188	0	8, Ileo-caecal resection (Right hemicolectomy)
88	op_3_9	Operation 3_9	discrete	character-2	34188	0	9, Partial colectomy
89	op_3_10	Operation 3_10	discrete	character-2	34188	0	10, Proctectomy
90	op_3_11	Operation 3_11	discrete	character-2	34188	0	11, Stricturoplasty
91	op_3_12	Operation 3_12	discrete	character-2	34188	0	12, Insertion of seton suture
92	op_3_13	Operation 3_13	discrete	character-2	34188	0	13, Drainage of perianal abscess
93	op_3_14	Operation 3_14	discrete	character-2	34188	0	14, Perianal fistula repair
94	op_3_16	Operation 3_16	discrete	character-2	34188	0	16, Closure of stoma
95	op_3_15	Operation 3_15	discrete	character-2	34188	0	15, Other
96	other_op_3	Operation 3 Other	discrete	character-255	34188	0	What was the operation?
97	more_sur_..	More surgery 3	discrete	character-10	34188	0	Has the patient had another operation?
98	surg_dat_..	Surgery Date 4	discrete	character-255	34188	0	-
99	op_4_1	Operation 4_1	discrete	character-2	34188	0	1, Colectomy and ileostomy
100	op_4_2	Operation 4_2	discrete	character-2	34188	0	2, Colectomy and ileo-anal pouch
101	op_4_3	Operation 4_3	discrete	character-2	34188	0	3, Defunctioning ileostomy / colostomy

File IBD NIHR BioResource-Clinical Case Report Form							
#	Name	Label	Type	Format	Valid	Invalid	Question
102	op_4_4	Operation 4_4	discrete	character-2	34188	0	4, Drainage of intra-abdominal abscess
103	op_4_6	Operation 4_6	discrete	character-2	34188	0	6, Ileal / jejunal resection
104	op_4_7	Operation 4_7	discrete	character-2	34188	0	7, Ileal / jejunal stricturoplasty
105	op_4_8	Operation 4_8	discrete	character-2	34188	0	8, Ileo-caecal resection (Right hemicolectomy)
106	op_4_9	Operation 4_9	discrete	character-2	34188	0	9, Partial colectomy
107	op_4_10	Operation 4_10	discrete	character-2	34188	0	10, Proctectomy
108	op_4_11	Operation 4_11	discrete	character-2	34188	0	11, Stricturoplasty
109	op_4_12	Operation 4_12	discrete	character-2	34188	0	12, Insertion of seton suture
110	op_4_13	Operation 4_13	discrete	character-2	34188	0	13, Drainage of perianal abscess
111	op_4_14	Operation 4_14	discrete	character-2	34188	0	14, Perianal fistula repair
112	op_4_16	Operation 4_16	discrete	character-2	34188	0	16, Closure of stoma
113	op_4_15	Operation 4_15	discrete	character-2	34188	0	15, Other
114	other_op_4	Operation 4 Other	discrete	character-255	34188	0	What was the operation?
115	more_sur_..	More surgery 4	discrete	character-10	34188	0	Has the patient had another operation?
116	surg_dat_..	Surgery Date 5	discrete	character-255	34188	0	-
117	op_5_1	Operation 5_1	discrete	character-2	34188	0	1, Colectomy and ileostomy
118	op_5_2	Operation 5_2	discrete	character-2	34188	0	2, Colectomy and ileo-anal pouch
119	op_5_3	Operation 5_3	discrete	character-2	34188	0	3, Defunctioning ileostomy / colostomy
120	op_5_4	Operation 5_4	discrete	character-2	34188	0	4, Drainage of intra-abdominal abscess
121	op_5_6	Operation 5_6	discrete	character-2	34188	0	6, Ileal / jejunal resection
122	op_5_7	Operation 5_7	discrete	character-2	34188	0	7, Ileal / jejunal stricturoplasty
123	op_5_8	Operation 5_8	discrete	character-2	34188	0	8, Ileo-caecal resection (Right hemicolectomy)
124	op_5_9	Operation 5_9	discrete	character-2	34188	0	9, Partial colectomy
125	op_5_10	Operation 5_10	discrete	character-2	34188	0	10, Proctectomy
126	op_5_11	Operation 5_11	discrete	character-2	34188	0	11, Stricturoplasty
127	op_5_12	Operation 5_12	discrete	character-2	34188	0	12, Insertion of seton suture
128	op_5_13	Operation 5_13	discrete	character-2	34188	0	13, Drainage of perianal abscess
129	op_5_14	Operation 5_14	discrete	character-2	34188	0	14, Perianal fistula repair
130	op_5_16	Operation 5_16	discrete	character-2	34188	0	16, Closure of stoma
131	op_5_15	Operation 5_15	discrete	character-2	34188	0	15, Other
132	other_op_5	Operation 5 Other	discrete	character-255	34188	0	What was the operation?
133	stoma	Stoma	discrete	character-4	34188	0	Does the patient currently have a stoma?
134	max_extent	Max extent	discrete	character-4	34188	0	Maximum macroscopic extent ever
135	max_exte_..	Max extent last assess	discrete	character-4	34188	0	Maximum macroscopic extent at last assessment
136	colectomy	Colectomy	discrete	character-4	34188	0	Has the patient undergone surgical colectomy?
137	col_date	Colectomy date	discrete	character-255	34188	0	-
138	ind_cole_..	Indication for colectomy	discrete	character-255	34188	0	-

File IBD NIHR BioResource-Clinical Case Report Form							
#	Name	Label	Type	Format	Valid	Invalid	Question
139	rectal_s..	Rectal stump	discrete	character-4	34188	0	Does the patient still have a rectal stump in situ?
140	pouch	Pouch	discrete	character-4	34188	0	Has the patient undergone reconstructive surgery with an ileo-anal pouch?
141	pouch_pl..	Pouch in place	discrete	character-4	34188	0	Is the pouch still in place?
142	prim_scl..	Primary Sclerosing Cholangitis	discrete	character-4	34188	0	Existing co-morbidity?
143	enter_arth	Enteropathic arthritis	discrete	character-4	34188	0	Existing co-morbidity?
144	ery_nodo	Erythema Nodosum	discrete	character-4	34188	0	Existing co-morbidity?
145	iritis	Iritis / Uveitis	discrete	character-4	34188	0	Existing co-morbidity?
146	oro_gran	Orofacial Granulomatosis (Oral Crohn's)	discrete	character-4	34188	0	Existing co-morbidity?
147	psori	Psoriasis	discrete	character-4	34188	0	Existing co-morbidity?
148	ank_spond	Ankylosing Spondylitis	discrete	character-4	34188	0	Existing co-morbidity?
149	mult_scler	Multiple Sclerosis	discrete	character-4	34188	0	Existing co-morbidity?
150	lymphoma	Lymphoma	discrete	character-4	34188	0	Existing co-morbidity?
151	lymph_date	Lymphoma date of diagnosis	discrete	character-255	34188	0	Lymphoma date of diagnosis If only month and year known enter as 01/"month"/"year" If only year known enter as 01/07/"year"
152	other_ma..	Other malignancy	discrete	character-4	34188	0	Existing co-morbidity?
153	lym_type	Malignancy type	discrete	character-255	34188	0	What type of other malignancy
154	malign_d..	Malignancy date	discrete	character-255	34188	0	Other malignancy date of diagnosis
155	ser_infect	Serious infections	discrete	character-4	34188	0	Existing co-morbidity?
156	ser_infe..	Serious infection type	discrete	character-255	34188	0	Serious infection type (E.G. TB, pneumonia)
157	ser_infe..	Serious Infection date	discrete	character-255	34188	0	Serious Infection date of diagnosis If only month and year known enter as 01/"month"/"year" If only year known enter as 01/07/"year"
158	other	Other	discrete	character-4	34188	0	Other
159	other_type	Other type	discrete	character-255	34188	-	Please list the others
160	drug_nam..	Thiopurine	discrete	character-2	34188	0	14, Thiopurine (Azathioprine or Mercaptopurine)
161	drug_nam..	Methotrexate	discrete	character-2	34188	0	10, Methotrexate
162	drug_nam..	Ciclosporin	discrete	character-2	34188	0	5, Ciclosporin
163	drug_nam..	Infliximab	discrete	character-2	34188	0	4, Infliximab
164	drug_nam..	Adalimumab	discrete	character-2	34188	0	6, Adalimumab
165	drug_nam..	Golimumab	discrete	character-2	34188	0	7, Golimumab
166	drug_nam..	Vedolizumab	discrete	character-2	34188	0	11, Vedolizumab
167	drug_nam..	Ustekinumab	discrete	character-2	34188	0	15, Ustekinumab
168	drug_nam..	Mesalazine	discrete	character-2	34188	0	1, Mesalazine
169	drug_nam..	Oral steroids	discrete	character-2	34188	0	2, Oral steroids (prednisolone or budesonide)

File IBD NIHR BioResource-Clinical Case Report Form							
#	Name	Label	Type	Format	Valid	Invalid	Question
170	drug_nam_..	IV steroids	discrete	character-2	34188	0	3, IV steroids
171	drug_nam_..	Tofacitinib	discrete	character-2	34188	0	16, Tofacitinib
172	drug_nam_..	Other	discrete	character-2	34188	0	12, Other
173	drug_nam_..	None	discrete	character-2	34188	0	13, None
174	thiopuri_..	Thiopurine_Azathioprine	discrete	character-2	34188	0	1, Azathioprine
175	thiopuri_..	Thiopurine_Mercaptopurine	discrete	character-2	34188	0	2, Mercaptopurine
176	thiopuri_..	Thiopurine_Not sure	discrete	character-2	34188	0	3, Not sure
177	allopuri_..	Thiopurine_Allopurinol	discrete	character-4	34188	0	Has the patient ever been tried on low dose thiopurine and allopurinol? (for example if developed side effects)
178	aza_star_..	Azathioprine Start Year	discrete	character-255	34188	0	Year of starting Azathioprine
179	curr_on_..	Azathioprine Currently	discrete	character-4	34188	0	Is the patient currently on Azathioprine?
180	aza_stop_..	Azathioprine Stop Year	discrete	character-255	34188	0	Year of stopping Azathioprine
181	aza_work	Azathioprine Worked	discrete	character-4	34188	0	Has Azathioprine worked? (Based on global physician assessment; 'therapeutic dose' means >2mg/kg or 6TG level >230 - can include patients on low dose aza + allopurinol)
182	ad_eve_aza	Azathioprine Adverse Event	discrete	character-4	34188	0	Did the patient have a significant adverse reaction to Azathioprine requiring Rx cessation or dose reduction?
183	adv_eve_..	Aza Adv Event: Abdominal pain	discrete	character-2	34188	0	1, Abdominal pain
184	adv_eve_..	Aza Adv Event: Anaemia	discrete	character-2	34188	0	2, Anaemia
185	adv_eve_..	Aza Adv Event: Anaphylaxis	discrete	character-2	34188	0	3, Anaphylaxis or anaphylactoid reaction
186	adv_eve_..	Aza Adv Event: Could not tolerate	discrete	character-2	34188	0	10, Could not tolerate
187	adv_eve_..	Aza Adv Event: Demyelination	discrete	character-2	34188	0	11, Demyelination or other neurological symptoms
188	adv_eve_..	Aza Adv Event: Diarrhoea	discrete	character-2	34188	0	13, Diarrhoea
189	adv_eve_..	Aza Adv Event: Deranged LFTs	discrete	character-2	34188	0	14, Deranged LFTs
190	adv_eve_..	Aza Adv Event: Exacerbation	discrete	character-2	34188	0	17, Exacerbation of IBD symptoms
191	adv_eve_..	Aza Adv Event: Fever	discrete	character-2	34188	0	16, Fever
192	adv_eve_..	Aza Adv Event: Flu-like symptoms	discrete	character-2	34188	0	35, Flu-like symptoms
193	adv_eve_..	Aza Adv Event: Joint pain	discrete	character-2	34188	0	5, Joint pain
194	adv_eve_..	Aza Adv Event: Leucopaenia	discrete	character-2	34188	0	22, Leucopaenia
195	adv_eve_..	Aza Adv Event: Malaise	discrete	character-2	34188	0	18, Malaise
196	adv_eve_..	Aza Adv Event: Nausea	discrete	character-2	34188	0	23, Nausea
197	adv_eve_..	Aza Adv Event: Neutropaenia	discrete	character-2	34188	0	24, Neutropaenia
198	adv_eve_..	Aza Adv Event: None	discrete	character-2	34188	0	25, None

File IBD NIHR BioResource-Clinical Case Report Form							
#	Name	Label	Type	Format	Valid	Invalid	Question
199	adv_eve_..	Aza Adv Event: Pancreatitis	discrete	character-2	34188	0	27, Pancreatitis
200	adv_eve_..	Aza Adv Event: Pancytopenia	discrete	character-2	34188	0	28, Pancytopenia
201	adv_eve_..	Aza Adv Event: Rash	discrete	character-2	34188	0	30, Rash
202	adv_eve_..	Aza Adv Event: Sepsis	discrete	character-2	34188	0	31, Sepsis
203	adv_eve_..	Aza Adv Event: Thrombocytopenia	discrete	character-2	34188	0	32, Thrombocytopenia
204	adv_eve_..	Aza Adv Event: Other	discrete	character-2	34188	0	34, Other
205	adv_eve_..	Aza Adv Event: Not known	discrete	character-2	34188	0	36, Not known
206	adv_eve_..	Aza Adv Event: Not available	discrete	character-2	34188	0	37, Information not available
207	adv_eve_..	Aza Adv Event: PRED4	discrete	character-2	34188	0	38, In PRED4
208	pred4_az_..	pred4_aza_identifier	discrete	character-20	34188	0	-
209	adv_eve_..	Aza Adv Event: Other	discrete	character-255	34188	0	Other adverse events for Azathioprine
210	comments_..	Azathioprine Comments	discrete	character-255	34111	-	Any other comments for Azathioprine
211	merc_sta_..	Mercaptopurine Start Year	discrete	character-255	34188	0	Year of starting Mercaptopurine
212	curr_on_..	Mercaptopurine Currently	discrete	character-4	34188	0	Is the patient currently on Mercaptopurine?
213	merc_sto_..	Mercaptopurine Stop Year	discrete	character-255	34188	0	Year of stopping Mercaptopurine
214	merc_work	Mercaptopurine Worked	discrete	character-4	34188	0	Has Mercaptopurine worked? (Based on global physician assessment; 'therapeutic dose' means >1mg/kg or 6TG level >230 - can include patients on low dose 6MP + allopurinol)
215	ad_eve_m_..	Mercaptopurine Adverse Events	discrete	character-4	34188	0	Did the patient have a significant adverse event to Mercaptopurine requiring Rx cessation or dose reduction?
216	adv_eve_..	Merc Adv Event: Abdominal pain	discrete	character-2	34188	0	1, Abdominal pain
217	adv_eve_..	Merc Adv Event: Anaemia	discrete	character-2	34188	0	2, Anaemia
218	adv_eve_..	Merc Adv Event: Anaphylaxis	discrete	character-2	34188	0	3, Anaphylaxis or anaphylactoid reaction
219	adv_eve_..	Merc Adv Event: Could not tolerate	discrete	character-2	34188	0	10, Could not tolerate
220	adv_eve_..	Merc Adv Event: Demyelination	discrete	character-2	34188	0	11, Demyelination or other neurological symptoms
221	adv_eve_..	Merc Adv Event: Diarrhoea	discrete	character-2	34188	0	13, Diarrhoea
222	adv_eve_..	Merc Adv Event: Deranged LFTs	discrete	character-2	34188	0	14, Deranged LFTs
223	adv_eve_..	Merc Adv Event: Exacerbation	discrete	character-2	34188	0	17, Exacerbation of IBD symptoms
224	adv_eve_..	Merc Adv Event: Fever	discrete	character-2	34188	0	16, Fever
225	adv_eve_..	Merc Adv Event: Flu-like symptoms	discrete	character-2	34188	0	35, Flu-like symptoms
226	adv_eve_..	Merc Adv Event: Joint pain	discrete	character-2	34188	0	5, Joint pain

File IBD NIHR BioResource-Clinical Case Report Form							
#	Name	Label	Type	Format	Valid	Invalid	Question
227	adv_eve_..	Merc Adv Event: Leucopaenia	discrete	character-2	34188	0	22, Leucopaenia
228	adv_eve_..	Merc Adv Event: Malaise	discrete	character-2	34188	0	18, Malaise
229	adv_eve_..	Merc Adv Event: Nausea	discrete	character-2	34188	0	23, Nausea
230	adv_eve_..	Merc Adv Event: Neutropaenia	discrete	character-2	34188	0	24, Neutropaenia
231	adv_eve_..	Merc Adv Event: None	discrete	character-2	34188	0	25, None
232	adv_eve_..	Merc Adv Event: Pancreatitis	discrete	character-2	34188	0	27, Pancreatitis
233	adv_eve_..	Merc Adv Event: Pancytopenia	discrete	character-2	34188	0	28, Pancytopenia
234	adv_eve_..	Merc Adv Event: Rash	discrete	character-2	34188	0	30, Rash
235	adv_eve_..	Merc Adv Event: Sepsis	discrete	character-2	34188	0	31, Sepsis
236	adv_eve_..	Merc Adv Event: Thrombocytopaenia	discrete	character-2	34188	0	32, Thrombocytopaenia
237	adv_eve_..	Merc Adv Event: Other	discrete	character-2	34188	0	34, Other
238	adv_eve_..	Merc Adv Event: Not known	discrete	character-2	34188	0	36, Not known
239	adv_eve_..	Merc Adv Event: Not available	discrete	character-2	34188	0	37, Information not available
240	adv_eve_..	Merc Adv Event: PRED4	discrete	character-2	34188	0	38, In PRED4
241	pred4_me_..	pred4_merc_identifier	discrete	character-20	34188	0	-
242	adv_eve_..	Merc Adv Event: Other	discrete	character-255	34188	0	Other adverse events for Mercaptopurine
243	comments_..	Mercaptopurine Comments	discrete	character-255	34185	0	Any other comments for Mercaptopurine
244	metho_st_..	Methotrexate Start Year	discrete	character-255	34188	0	Year of starting Methotrexate
245	curr_on_..	Methotrexate Currently	discrete	character-4	34188	0	Is the patient currently on Methotrexate?
246	metho_st_..	Methotrexate Stop Year	discrete	character-255	34188	0	Year of stopping Methotrexate
247	metho_work	Methotrexate Worked	discrete	character-4	34188	0	Did Methotrexate work?
248	ad_eve_m_..	Methotrexate Adverse Events	discrete	character-4	34188	0	Did the patient have a significant adverse event to Methotrexate requiring Rx cessation or dose reduction?
249	adv_eve_..	Metho Adv Event: Abdominal pain	discrete	character-2	34188	0	1, Abdominal pain
250	adv_eve_..	Metho Adv Event: Anaemia	discrete	character-2	34188	0	2, Anaemia
251	adv_eve_..	Metho Adv Event: Could not tolerate	discrete	character-2	34188	0	10, Could not tolerate
252	adv_eve_..	Metho Adv Event: Diarrhoea	discrete	character-2	34188	0	13, Diarrhoea
253	adv_eve_..	Metho Adv Event: Deranged LFTs	discrete	character-2	34188	0	14, Deranged LFTs
254	adv_eve_..	Metho Adv Event: Exacerbation	discrete	character-2	34188	0	17, Exacerbation of IBD symptoms
255	adv_eve_..	Metho Adv Event: Fever	discrete	character-2	34188	0	16, Fever
256	adv_eve_..	Metho Adv Event: Joint pain	discrete	character-2	34188	0	5, Joint pain
257	adv_eve_..	Metho Adv Event: Leucopaenia	discrete	character-2	34188	0	22, Leucopaenia

File IBD NIHR BioResource-Clinical Case Report Form							
#	Name	Label	Type	Format	Valid	Invalid	Question
258	adv_eve_..	Metho Adv Event: Malaise	discrete	character-2	34188	0	18, Malaise
259	adv_eve_..	Metho Adv Event: Nausea	discrete	character-2	34188	0	23, Nausea
260	adv_eve_..	Metho Adv Event: Neutropaenia	discrete	character-2	34188	0	24, Neutropaenia
261	adv_eve_..	Metho Adv Event: None	discrete	character-2	34188	0	25, None
262	adv_eve_..	Metho Adv Event: Pancreatitis	discrete	character-2	34188	0	27, Pancreatitis
263	adv_eve_..	Metho Adv Event: Pancytopenia	discrete	character-2	34188	0	28, Pancytopenia
264	adv_eve_..	Metho Adv Event: Rash	discrete	character-2	34188	0	30, Rash
265	adv_eve_..	Metho Adv Event: Sepsis	discrete	character-2	34188	0	31, Sepsis
266	adv_eve_..	Metho Adv Event: Thrombocytopenia	discrete	character-2	34188	0	32, Thrombocytopenia
267	adv_eve_..	Metho Adv Event: Other	discrete	character-2	34188	0	34, Other
268	adv_eve_..	Metho Adv Event: Not known	discrete	character-2	34188	0	36, Not known
269	adv_eve_..	Metho Adv Event: Not available	discrete	character-2	34188	0	37, Information not available
270	adv_eve_..	Metho Adverse Events Other	discrete	character-255	34188	0	Other adverse events for Methotrexate
271	comments_..	Methotrexate Comments	discrete	character-255	34180	0	Any other comments for Methotrexate
272	ciclo_st_..	Ciclosporin Start Date	discrete	character-255	34188	0	Year of starting Ciclosporin
273	curr_on_..	Ciclosporin Currently	discrete	character-4	34188	0	Is the patient currently on Ciclosporin?
274	ciclo_st_..	Ciclosporin Stop Date	discrete	character-255	34188	0	Year of stopping Ciclosporin
275	ciclo_work	Ciclosporin Worked	discrete	character-4	34188	0	Did Ciclosporin work?
276	ad_eve_c_..	Ciclosporin Adverse Events	discrete	character-4	34188	0	Did the patient have a significant adverse event to Ciclosporin requiring Rx cessation or dose reduction?
277	adv_eve_..	Ciclo Adv Events: Abdominal pain	discrete	character-2	34188	0	1, Abdominal pain
278	adv_eve_..	Ciclo Adv Events: Anaemia	discrete	character-2	34188	0	2, Anaemia
279	adv_eve_..	Ciclo Adv Events: Could not tolerate	discrete	character-2	34188	0	10, Could not tolerate
280	adv_eve_..	Ciclo Adv Events: Demyelination	discrete	character-2	34188	0	11, Demyelination or other neurological symptoms
281	adv_eve_..	Ciclo Adv Events: Diarrhoea	discrete	character-2	34188	0	13, Diarrhoea
282	adv_eve_..	Ciclo Adv Events: Deranged LFTs	discrete	character-2	34188	0	14, Deranged LFTs
283	adv_eve_..	Ciclo Adv Events: Exacerbation	discrete	character-2	34188	0	17, Exacerbation of IBD symptoms
284	adv_eve_..	Ciclo Adv Events: Fever	discrete	character-2	34188	0	16, Fever
285	adv_eve_..	Ciclo Adv Events: Hypertension	discrete	character-2	34188	0	19, Hypertension
286	adv_eve_..	Ciclo Adv Events: Hypotension	discrete	character-2	34188	0	20, Hypotension
287	adv_eve_..	Ciclo Adv Events: Infection	discrete	character-2	34188	0	21, Infection

File IBD NIHR BioResource-Clinical Case Report Form							
#	Name	Label	Type	Format	Valid	Invalid	Question
288	adv_eve_..	Ciclo Adv Events: Joint pain	discrete	character-2	34188	0	5, Joint pain
289	adv_eve_..	Ciclo Adv Events: Leucopaenia	discrete	character-2	34188	0	22, Leucopaenia
290	adv_eve_..	Ciclo Adv Events: Malaise	discrete	character-2	34188	0	18, Malaise
291	adv_eve_..	Ciclo Adv Events: Nausea	discrete	character-2	34188	0	23, Nausea
292	adv_eve_..	Ciclo Adv Events: Neutropaenia	discrete	character-2	34188	0	24, Neutropaenia
293	adv_eve_..	Ciclo Adv Events: None	discrete	character-2	34188	0	25, None
294	adv_eve_..	Ciclo Adv Events: Pancytopenia	discrete	character-2	34188	0	28, Pancytopenia
295	adv_eve_..	Ciclo Adv Events: Rash	discrete	character-2	34188	0	30, Rash
296	adv_eve_..	Ciclo Adv Events: Renal Impairment	discrete	character-2	34188	0	35, Renal Impairment
297	adv_eve_..	Ciclo Adv Events: Sepsis	discrete	character-2	34188	0	31, Sepsis
298	adv_eve_..	Ciclo Adv Events: Thrombocytopaenia	discrete	character-2	34188	0	32, Thrombocytopaenia
299	adv_eve_..	Ciclo Adv Events: Other	discrete	character-2	34188	0	34, Other
300	adv_eve_..	Ciclo Adv Events: Not known	discrete	character-2	34188	0	36, Not known
301	adv_eve_..	Ciclo Adv Events: Not available	discrete	character-2	34188	0	37, Information not available
302	adv_eve_..	Ciclo Adv Events Other	discrete	character-255	34188	0	Other adverse events for Ciclosporin
303	ciclo_wh_..	Ciclosporin Infections	discrete	character-255	34188	0	What infection? If unknown, enter 'not known'
304	comments_..	Ciclosporin Comments	discrete	character-255	34188	0	Any other comments for Ciclosporin
305	influx_s_..	Infliximab Start Year	discrete	character-255	34188	0	Year of starting Infliximab
306	curr_on_..	Infliximab Currently	discrete	character-4	34188	0	Is the patient currently on Infliximab?
307	influx_s_..	Infliximab Stop Year	discrete	character-255	34188	0	Year of stopping Infliximab
308	influx_w_..	Infliximab Worked	discrete	character-4	34188	0	Did Infliximab work? (based on global physician assessment)
309	ad_eve_i_..	Infliximab Adverse Events	discrete	character-4	34188	0	Did the patient have a significant adverse event to Infliximab requiring Rx cessation or dose reduction?
310	adv_eve_..	Inflix Adv Events: Abdominal pain	discrete	character-2	34188	0	1, Abdominal pain
311	adv_eve_..	Inflix Adv Events: Anaemia	discrete	character-2	34188	0	2, Anaemia
312	adv_eve_..	Inflix Adv Events: Anaphylaxis	discrete	character-2	34188	0	3, Anaphylaxis or anaphylactoid reaction
313	adv_eve_..	Inflix Adv Events: Could not tolerate	discrete	character-2	34188	0	10, Could not tolerate
314	adv_eve_..	Inflix Adv Events: Demyelination	discrete	character-2	34188	0	11, Demyelination or other neurological symptoms
315	adv_eve_..	Inflix Adv Events: Diarrhoea	discrete	character-2	34188	0	13, Diarrhoea
316	adv_eve_..	Inflix Adv Events: Deranged LFTs	discrete	character-2	34188	0	14, Deranged LFTs

File IBD NIHR BioResource-Clinical Case Report Form							
#	Name	Label	Type	Format	Valid	Invalid	Question
317	adv_eve_..	Inflix Adv Events: Exacerbation	discrete	character-2	34188	0	17, Exacerbation of IBD symptoms
318	adv_eve_..	Inflix Adv Events: Fever	discrete	character-2	34188	0	16, Fever
319	adv_eve_..	Inflix Adv Events: Hypertension	discrete	character-2	34188	0	19, Hypertension
320	adv_eve_..	Inflix Adv Events: Hypotension	discrete	character-2	34188	0	20, Hypotension
321	adv_eve_..	Inflix Adv Events: Renal Impairment	discrete	character-2	34188	0	35, Renal Impairment
322	adv_eve_..	Inflix Adv Events: Joint pain	discrete	character-2	34188	0	5, Joint pain
323	adv_eve_..	Inflix Adv Events: Leucopaenia	discrete	character-2	34188	0	22, Leucopaenia
324	adv_eve_..	Inflix Adv Events: Malaise	discrete	character-2	34188	0	18, Malaise
325	adv_eve_..	Inflix Adv Events: Nausea	discrete	character-2	34188	0	23, Nausea
326	adv_eve_..	Inflix Adv Events: Neutropaenia	discrete	character-2	34188	0	24, Neutropaenia
327	adv_eve_..	Inflix Adv Events: None	discrete	character-2	34188	0	25, None
328	adv_eve_..	Inflix Adv Events: Pancytopenia	discrete	character-2	34188	0	28, Pancytopenia
329	adv_eve_..	Inflix Adv Events: Psoriasis	discrete	character-2	34188	0	39, Psoriasis
330	adv_eve_..	Inflix Adv Events: Rash	discrete	character-2	34188	0	30, Rash
331	adv_eve_..	Inflix Adv Events: Sepsis	discrete	character-2	34188	0	31, Sepsis
332	adv_eve_..	Inflix Adv Events: Thrombocytopenia	discrete	character-2	34188	0	32, Thrombocytopenia
333	adv_eve_..	Inflix Adv Events: Other	discrete	character-2	34188	0	34, Other
334	adv_eve_..	Inflix Adv Events: Not known	discrete	character-2	34188	0	36, Not known
335	adv_eve_..	Inflix Adv Events: Not available	discrete	character-2	34188	0	37, Information not available
336	adv_eve_..	Inflix Adv Events: In PANTS	discrete	character-2	34188	0	38, In PANTS
337	pants_in_..	PANTS Identifier	discrete	character-30	34188	0	What is the PANTS identifier?
338	adv_eve_..	Inflix Adv Events Other	discrete	character-255	34188	0	Other adverse events for Infliximab
339	influx_w_..	Infliximab Infections	discrete	character-255	34188	0	What infections
340	comments_..	Infliximab Comments	discrete	character-255	34177	0	Any other comments for Infliximab
341	ada_star_..	Adalimumab Start Year	discrete	character-255	34188	0	Year of starting Adalimumab
342	curr_on_..	Adalimumab Currently	discrete	character-4	34188	0	Is the patient currently on Adalimumab?
343	ada_stop_..	Adalimumab Stop Year	discrete	character-255	34188	0	Year of stopping Adalimumab
344	ada_work	Adalimumab Worked	discrete	character-4	34188	0	Did Adalimumab work? (based on global physician assessment)
345	ad_eve_ada	Adalimumab Adverse Events	discrete	character-4	34188	0	Did the patient have a significant adverse event to Adalimumab requiring Rx cessation or dose reduction?
346	adv_eve_..	Ada Adv Event: Abdominal pain	discrete	character-2	34188	0	1, Abdominal pain
347	adv_eve_..	Ada Adv Event: Anaemia	discrete	character-2	34188	0	2, Anaemia

File IBD NIHR BioResource-Clinical Case Report Form							
#	Name	Label	Type	Format	Valid	Invalid	Question
348	adv_eve_..	Ada Adv Event: Anaphylaxis	discrete	character-2	34188	0	3, Anaphylaxis or anaphylactoid reaction
349	adv_eve_..	Ada Adv Event: Could not tolerate	discrete	character-2	34188	0	10, Could not tolerate
350	adv_eve_..	Ada Adv Event: Demyelination	discrete	character-2	34188	0	11, Demyelination or other neurological symptoms
351	adv_eve_..	Ada Adv Event: Diarrhoea	discrete	character-2	34188	0	13, Diarrhoea
352	adv_eve_..	Ada Adv Event: Deranged LFTs	discrete	character-2	34188	0	14, Deranged LFTs
353	adv_eve_..	Ada Adv Event: Exacerbation	discrete	character-2	34188	0	17, Exacerbation of IBD symptoms
354	adv_eve_..	Ada Adv Event: Fever	discrete	character-2	34188	0	16, Fever
355	adv_eve_..	Ada Adv Event: Hypertension	discrete	character-2	34188	0	19, Hypertension
356	adv_eve_..	Ada Adv Event: Hypotension	discrete	character-2	34188	0	20, Hypotension
357	adv_eve_..	Ada Adv Event: Infection	discrete	character-2	34188	0	21, Infection
358	adv_eve_..	Ada Adv Event: Renal Impairment	discrete	character-2	34188	0	35, Renal Impairment
359	adv_eve_..	Ada Adv Event: Joint pain	discrete	character-2	34188	0	5, Joint pain
360	adv_eve_..	Ada Adv Event: Leucopaenia	discrete	character-2	34188	0	22, Leucopaenia
361	adv_eve_..	Ada Adv Event: Malaise	discrete	character-2	34188	0	18, Malaise
362	adv_eve_..	Ada Adv Event: Nausea	discrete	character-2	34188	0	23, Nausea
363	adv_eve_..	Ada Adv Event: Neutropaenia	discrete	character-2	34188	0	24, Neutropaenia
364	adv_eve_..	Ada Adv Event: None	discrete	character-2	34188	0	25, None
365	adv_eve_..	Ada Adv Event: Osteopaenia	discrete	character-2	34188	0	26, Osteopaenia
366	adv_eve_..	Ada Adv Event: Pancytopenia	discrete	character-2	34188	0	28, Pancytopenia
367	adv_eve_..	Ada Adv Event: Psoriasis	discrete	character-2	34188	0	39, Psoriasis
368	adv_eve_..	Ada Adv Event: Rash	discrete	character-2	34188	0	30, Rash
369	adv_eve_..	Ada Adv Event: Sepsis	discrete	character-2	34188	0	31, Sepsis
370	adv_eve_..	Ada Adv Event: Thrombocytopenia	discrete	character-2	34188	0	32, Thrombocytopenia
371	adv_eve_..	Ada Adv Event: Other	discrete	character-2	34188	0	34, Other
372	adv_eve_..	Ada Adv Event: Not known	discrete	character-2	34188	0	36, Not known
373	adv_eve_..	Ada Adv Event: Not available	discrete	character-2	34188	0	37, Information not available
374	adv_eve_..	Ada Adv Event: In PANTS	discrete	character-2	34188	0	38, In PANTS
375	pants_ad..	Ada PANTS Identifier	discrete	character-30	34188	0	What is the PANTS identifier?
376	adv_eve_..	Ada Adv Events Other	discrete	character-255	34188	0	Other adverse events for Adalimumab
377	ada_what..	Adalimumab Infections	discrete	character-255	34188	0	What infection?
378	comments..	Adalimumab Comments	discrete	character-255	34181	0	Any other comments for Adalimumab
379	goli_sta..	Golimumab Start Year	discrete	character-255	34188	0	Year of starting Golimumab
380	curr_on_..	Golimumab Currently	discrete	character-4	34188	0	Is the patient currently on Golimumab?

File IBD NIHR BioResource-Clinical Case Report Form							
#	Name	Label	Type	Format	Valid	Invalid	Question
381	goli_sto_..	Golimumab Stop Year	discrete	character-255	34188	0	Year of stopping Golimumab
382	goli_work	Golimumab Worked	discrete	character-4	34188	0	Did Golimumab work?
383	ad_eve_g_..	Golimumab Adverse Events	discrete	character-4	34188	0	Did the patient have a significant adverse event to Golimumab requiring Rx cessation or dose reduction?
384	adv_eve_..	Goli Adv Event: Abdominal pain	discrete	character-2	34188	0	1, Abdominal pain
385	adv_eve_..	Goli Adv Event: Anaemia	discrete	character-2	34188	0	2, Anaemia
386	adv_eve_..	Goli Adv Event: Anaphylaxis	discrete	character-2	34188	0	3, Anaphylaxis or anaphylactoid reaction
387	adv_eve_..	Goli Adv Event: Could not tolerate	discrete	character-2	34188	0	10, Could not tolerate
388	adv_eve_..	Goli Adv Event: Demyelination	discrete	character-2	34188	0	11, Demyelination or other neurological symptoms
389	adv_eve_..	Goli Adv Event: Diarrhoea	discrete	character-2	34188	0	13, Diarrhoea
390	adv_eve_..	Goli Adv Event: Deranged LFTs	discrete	character-2	34188	0	14, Deranged LFTs
391	adv_eve_..	Goli Adv Event: Exacerbation	discrete	character-2	34188	0	17, Exacerbation of IBD symptoms
392	adv_eve_..	Goli Adv Event: Fever	discrete	character-2	34188	0	16, Fever
393	adv_eve_..	Goli Adv Event: Hypertension	discrete	character-2	34188	0	19, Hypertension
394	adv_eve_..	Goli Adv Event: Hypotension	discrete	character-2	34188	0	20, Hypotension
395	adv_eve_..	Goli Adv Event: Renal Impairment	discrete	character-2	34188	0	35, Renal Impairment
396	adv_eve_..	Goli Adv Event: Joint pain	discrete	character-2	34188	0	5, Joint pain
397	adv_eve_..	Goli Adv Event: Leucopaenia	discrete	character-2	34188	0	22, Leucopaenia
398	adv_eve_..	Goli Adv Event: Malaise	discrete	character-2	34188	0	18, Malaise
399	adv_eve_..	Goli Adv Event: Nausea	discrete	character-2	34188	0	23, Nausea
400	adv_eve_..	Goli Adv Event: Neutropaenia	discrete	character-2	34188	0	24, Neutropaenia
401	adv_eve_..	Goli Adv Event: None	discrete	character-2	34188	0	25, None
402	adv_eve_..	Goli Adv Event: Pancytopenia	discrete	character-2	34188	0	28, Pancytopenia
403	adv_eve_..	Goli Adv Event: Psoriasis	discrete	character-2	34188	0	39, Psoriasis
404	adv_eve_..	Goli Adv Event: Rash	discrete	character-2	34188	0	30, Rash
405	adv_eve_..	Goli Adv Event: Sepsis	discrete	character-2	34188	0	31, Sepsis
406	adv_eve_..	Goli Adv Event: Thrombocytopenia	discrete	character-2	34188	0	32, Thrombocytopenia
407	adv_eve_..	Goli Adv Event: Other	discrete	character-2	34188	0	34, Other
408	adv_eve_..	Goli Adv Event: Not known	discrete	character-2	34188	0	36, Not known
409	adv_eve_..	Goli Adv Event: Not available	discrete	character-2	34188	0	37, Information not available
410	adv_eve_..	Goli Adv Events Other	discrete	character-255	34188	0	Other adverse events for Golimumab

File IBD NIHR BioResource-Clinical Case Report Form							
#	Name	Label	Type	Format	Valid	Invalid	Question
411	goli_wha..	Golimumab Infections	discrete	character-255	34188	0	What infection?
412	comments..	Golimumab Comments	discrete	character-255	34188	0	Any other comments for Golimumab
413	vedo_sta..	Vedolizumab Start Year	discrete	character-255	34188	0	Year of starting Vedolizumab
414	curr_on..	Vedolizumab Currently	discrete	character-4	34188	0	Is the patient currently on Vedolizumab?
415	vedo_sto..	Vedolizumab Stop Year	discrete	character-255	34188	0	Year of stopping Vedolizumab
416	vedo_work	Vedolizumab Worked	discrete	character-4	34188	0	Did Vedolizumab work?
417	ad_eve_v..	Vedolizumab Adverse Events	discrete	character-4	34188	0	Did the patient have a significant adverse event to Vedolizumab requiring Rx cessation or dose reduction?
418	adv_eve_..	Vedo Adv Event: Abdominal pain	discrete	character-2	34188	0	1, Abdominal pain
419	adv_eve_..	Vedo Adv Event: Anaemia	discrete	character-2	34188	0	2, Anaemia
420	adv_eve_..	Vedo Adv Event: Anaphylaxis	discrete	character-2	34188	0	3, Anaphylaxis or anaphylactoid reaction
421	adv_eve_..	Vedo Adv Event: Could not tolerate	discrete	character-2	34188	0	10, Could not tolerate
422	adv_eve_..	Vedo Adv Event: Demyelination	discrete	character-2	34188	0	11, Demyelination or other neurological symptoms
423	adv_eve_..	Vedo Adv Event: Diarrhoea	discrete	character-2	34188	0	13, Diarrhoea
424	adv_eve_..	Vedo Adv Event: Deranged LFTs	discrete	character-2	34188	0	14, Deranged LFTs
425	adv_eve_..	Vedo Adv Event: Exacerbation	discrete	character-2	34188	0	17, Exacerbation of IBD symptoms
426	adv_eve_..	Vedo Adv Event: Fever	discrete	character-2	34188	0	16, Fever
427	adv_eve_..	Vedo Adv Event: Hypertension	discrete	character-2	34188	0	19, Hypertension
428	adv_eve_..	Vedo Adv Event: Hypotension	discrete	character-2	34188	0	20, Hypotension
429	adv_eve_..	Vedo Adv Event: Infection	discrete	character-2	34188	0	21, Infection
430	adv_eve_..	Vedo Adv Event: Joint pain	discrete	character-2	34188	0	5, Joint pain
431	adv_eve_..	Vedo Adv Event: Leucopaenia	discrete	character-2	34188	0	22, Leucopaenia
432	adv_eve_..	Vedo Adv Event: Malaise	discrete	character-2	34188	0	18, Malaise
433	adv_eve_..	Vedo Adv Event: Renal Impairment	discrete	character-2	34188	0	35, Renal Impairment
434	adv_eve_..	Vedo Adv Event: Nausea	discrete	character-2	34188	0	23, Nausea
435	adv_eve_..	Vedo Adv Event: Neutropaenia	discrete	character-2	34188	0	24, Neutropaenia
436	adv_eve_..	Vedo Adv Event: None	discrete	character-2	34188	0	25, None
437	adv_eve_..	Vedo Adv Event: Osteopaenia	discrete	character-2	34188	0	26, Osteopaenia
438	adv_eve_..	Vedo Adv Event: Pancreatitis	discrete	character-2	34188	0	27, Pancreatitis
439	adv_eve_..	Vedo Adv Event: Pancytopenia	discrete	character-2	34188	0	28, Pancytopenia
440	adv_eve_..	Vedo Adv Event: Psychosis	discrete	character-2	34188	0	29, Psychosis

File IBD NIHR BioResource-Clinical Case Report Form							
#	Name	Label	Type	Format	Valid	Invalid	Question
441	adv_eve_..	Vedo Adv Event: Rash	discrete	character-2	34188	0	30, Rash
442	adv_eve_..	Vedo Adv Event: Sepsis	discrete	character-2	34188	0	31, Sepsis
443	adv_eve_..	Vedo Adv Event: Thrombocytopenia	discrete	character-2	34188	0	32, Thrombocytopenia
444	adv_eve_..	Vedo Adv Event: Other	discrete	character-2	34188	0	34, Other
445	adv_eve_..	Vedo Adv Event: Not known	discrete	character-2	34188	0	36, Not known
446	adv_eve_..	Vedo Adv Event: Not available	discrete	character-2	34188	0	37, Information not available
447	adv_eve_..	Vedo Adv Events Other	discrete	character-255	34188	0	Other adverse events for Vedolizumab
448	vedo_wha_..	Vedolizumab Infections	discrete	character-255	34188	0	What infection?
449	comments_..	Vedolizumab Comments	discrete	character-255	34188	0	Any other comments for Vedolizumab
450	ust_star_..	Ustekinumab Start Year	discrete	character-255	34188	0	Year of starting Ustekinumab
451	curr_on_..	Ustekinumab Currently	discrete	character-4	34188	0	Is the patient currently on Ustekinumab?
452	ust_stop_..	Ustekinumab Stop Year	discrete	character-255	34188	0	Year of stopping Ustekinumab
453	ust_work	Ustekinumab Worked	discrete	character-4	34188	0	Did Ustekinumab work?
454	ad_eve_ust	Ustekinumab Adverse Events	discrete	character-4	34188	0	Did the patient have a significant adverse event to Ustekinumab requiring Rx cessation or dose reduction?
455	adv_eve_..	Ust Adv Event: Abdominal pain	discrete	character-2	34188	0	1, Abdominal pain
456	adv_eve_..	Ust Adv Event: Anaemia	discrete	character-2	34188	0	2, Anaemia
457	adv_eve_..	Ust Adv Event: Anaphylaxis	discrete	character-2	34188	0	3, Anaphylaxis or anaphylactoid reaction
458	adv_eve_..	Ust Adv Event: Could not tolerate	discrete	character-2	34188	0	10, Could not tolerate
459	adv_eve_..	Ust Adv Event: Demyelination	discrete	character-2	34188	0	11, Demyelination or other neurological symptoms
460	adv_eve_..	Ust Adv Event: Diarrhoea	discrete	character-2	34188	0	13, Diarrhoea
461	adv_eve_..	Ust Adv Event: Deranged LFTs	discrete	character-2	34188	0	14, Deranged LFTs
462	adv_eve_..	Ust Adv Event: Exacerbation	discrete	character-2	34188	0	17, Exacerbation of IBD symptoms
463	adv_eve_..	Ust Adv Event: Fever	discrete	character-2	34188	0	16, Fever
464	adv_eve_..	Ust Adv Event: Hypertension	discrete	character-2	34188	0	19, Hypertension
465	adv_eve_..	Ust Adv Event: Hypotension	discrete	character-2	34188	0	20, Hypotension
466	adv_eve_..	Ust Adv Event: Renal Impairment	discrete	character-2	34188	0	35, Renal Impairment
467	adv_eve_..	Ust Adv Event: Joint pain	discrete	character-2	34188	0	5, Joint pain
468	adv_eve_..	Ust Adv Event: Leucopaenia	discrete	character-2	34188	0	22, Leucopaenia
469	adv_eve_..	Ust Adv Event: Malaise	discrete	character-2	34188	0	18, Malaise
470	adv_eve_..	Ust Adv Event: Nausea	discrete	character-2	34188	0	23, Nausea
471	adv_eve_..	Ust Adv Event: Neutropaenia	discrete	character-2	34188	0	24, Neutropaenia
472	adv_eve_..	Ust Adv Event: None	discrete	character-2	34188	0	25, None
473	adv_eve_..	Ust Adv Event: Pancytopenia	discrete	character-2	34188	0	28, Pancytopenia

File IBD NIHR BioResource-Clinical Case Report Form							
#	Name	Label	Type	Format	Valid	Invalid	Question
474	adv_eve_..	Ust Adv Event: Psoriasis	discrete	character-2	34188	0	39, Psoriasis
475	adv_eve_..	Ust Adv Event: Rash	discrete	character-2	34188	0	30, Rash
476	adv_eve_..	Ust Adv Event: Sepsis	discrete	character-2	34188	0	31, Sepsis
477	adv_eve_..	Ust Adv Event: Thrombocytopaenia	discrete	character-2	34188	0	32, Thrombocytopaenia
478	adv_eve_..	Ust Adv Event: Other	discrete	character-2	34188	0	34, Other
479	adv_eve_..	Ust Adv Event: Not known	discrete	character-2	34188	0	36, Not known
480	adv_eve_..	Ust Adv Event: Not available	discrete	character-2	34188	0	37, Information not available
481	adv_eve_..	Ust Adv Event: In PANTS	discrete	character-2	34188	0	38, In PANTS
482	pants_us_..	Ust PANTS Identifier	discrete	character-30	-	-	What is the PANTS identifier?
483	adv_eve_..	Ust Adverse Events Other	discrete	character-255	34188	0	Other adverse events for Ustekinumab
484	ust_what_..	Ustekinumab Infections	discrete	character-255	34188	0	What infection?
485	comments_..	Ustekinumab Comments	discrete	character-255	34187	0	Any other comments for Ustekinumab
486	mesa_sta_..	Mesalazine Start Year	discrete	character-255	34188	0	Year of starting Mesalazine
487	curr_on_..	Mesalazine Currently	discrete	character-4	34188	0	Is the patient currently on Mesalazine ?
488	mesa_sto_..	Mesalazine Stop Year	discrete	character-255	34188	0	Year of stopping Mesalazine
489	mesa_work	Mesalazine Worked	discrete	character-4	34188	0	Did Mesalazine work? (based on global physician assessment)
490	ad_eve_m_..	Mesalazine Adverse Events	discrete	character-4	34188	0	Did the patient have a significant adverse event to Mesalazine requiring Rx cessation or dose reduction?
491	adv_eve_..	Mesa Adv Event: Abdominal pain	discrete	character-2	34188	0	1, Abdominal pain
492	adv_eve_..	Mesa Adv Event: Anaemia	discrete	character-2	34188	0	2, Anaemia
493	adv_eve_..	Mesa Adv Event: Could not tolerate	discrete	character-2	34188	0	10, Could not tolerate
494	adv_eve_..	Mesa Adv Event: Diarrhoea	discrete	character-2	34188	0	13, Diarrhoea
495	adv_eve_..	Mesa Adv Event: Deranged LFTs	discrete	character-2	34188	0	14, Deranged LFTs
496	adv_eve_..	Mesa Adv Event: Exacerbation	discrete	character-2	34188	0	-
497	adv_eve_..	Mesa Adv Event: Fever	discrete	character-2	34188	0	16, Fever
498	adv_eve_..	Mesa Adv Event: Interstitial nephritis	discrete	character-2	34188	0	21, Interstitial nephritis
499	adv_eve_..	Mesa Adv Event: Joint pain	discrete	character-2	34188	0	5, Joint pain
500	adv_eve_..	Mesa Adv Event: Leucopaenia	discrete	character-2	34188	0	22, Leucopaenia
501	adv_eve_..	Mesa Adv Event: Malaise	discrete	character-2	34188	0	18, Malaise
502	adv_eve_..	Mesa Adv Event: Nausea	discrete	character-2	34188	0	23, Nausea
503	adv_eve_..	Mesa Adv Event: Neutropaenia	discrete	character-2	34188	0	24, Neutropaenia
504	adv_eve_..	Mesa Adv Event: None	discrete	character-2	34188	0	25, None
505	adv_eve_..	Mesa Adv Event: Pancreatitis	discrete	character-2	34188	0	27, Pancreatitis

File IBD NIHR BioResource-Clinical Case Report Form							
#	Name	Label	Type	Format	Valid	Invalid	Question
506	adv_eve_..	Mesa Adv Event: Pancytopenia	discrete	character-2	34188	0	28, Pancytopenia
507	adv_eve_..	Mesa Adv Event: Rash	discrete	character-2	34188	0	30, Rash
508	adv_eve_..	Mesa Adv Event: Sepsis	discrete	character-2	34188	0	31, Sepsis
509	adv_eve_..	Mesa Adv Event: Thrombocytopenia	discrete	character-2	34188	0	32, Thrombocytopenia
510	adv_eve_..	Mesa Adv Event: Other	discrete	character-2	34188	0	34, Other
511	adv_eve_..	Mesa Adv Event: Not known	discrete	character-2	34188	0	36, Not known
512	adv_eve_..	Mesa Adv Event: Not available	discrete	character-2	34188	0	37, Information not available
513	adv_eve_..	Mesa Adverse Events Other	discrete	character-255	34188	0	Other adverse events for mesalazine
514	comments_..	Mesalazine Comments	discrete	character-255	34073	0	Any other comments for Mesalazine
515	oral_ste_..	Oral Steroids Start Year	discrete	character-255	34188	0	Year of starting oral steroids
516	curr_on_..	Oral Steroids Currently	discrete	character-4	34188	0	Is the patient currently on oral steroids?
517	oral_ste_..	Oral Steroids Stop Year	discrete	character-255	34188	0	Year of stopping oral steroids
518	oral_ste_..	Oral Steroids Worked	discrete	character-4	34188	0	Did oral steroids work (prednisolone or budesonide)?
519	ad_eve_o_..	Oral Steroids Adverse Events	discrete	character-4	34188	0	Did the patient have a significant adverse event to oral steroids requiring Rx cessation or dose reduction?
520	adv_eve_..	Oral Ster Adv Event: Abdominal pain	discrete	character-2	34188	0	1, Abdominal pain
521	adv_eve_..	Oral Ster Adv Event: Anaemia	discrete	character-2	34188	0	2, Anaemia
522	adv_eve_..	Oral Ster Adv Event: Anaphylaxis	discrete	character-2	34188	0	3, Anaphylaxis or anaphylactoid reaction
523	adv_eve_..	Oral Ster Adv Event: Could not tolerate	discrete	character-2	34188	0	10, Could not tolerate
524	adv_eve_..	Oral Ster Adv Event: Demyelination	discrete	character-2	34188	0	11, Demyelination or other neurological symptoms
525	adv_eve_..	Oral Ster Adv Event: Diarrhoea	discrete	character-2	34188	0	13, Diarrhoea
526	adv_eve_..	Oral Ster Adv Event: Deranged LFTs	discrete	character-2	34188	0	14, Deranged LFTs
527	adv_eve_..	Oral Ster Adv Event: Exacerbation	discrete	character-2	34188	0	17, Exacerbation of IBD symptoms
528	adv_eve_..	Oral Ster Adv Event: Fever	discrete	character-2	34188	0	16, Fever
529	adv_eve_..	Oral Ster Adv Event: Hypertension	discrete	character-2	34188	0	19, Hypertension
530	adv_eve_..	Oral Ster Adv Event: Hypotension	discrete	character-2	34188	0	20, Hypotension
531	adv_eve_..	Oral Ster Adv Event: Interstitial nephritis	discrete	character-2	34188	0	21, Interstitial nephritis
532	adv_eve_..	Oral Ster Adv Event: Joint pain	discrete	character-2	34188	0	5, Joint pain
533	adv_eve_..	Oral Ster Adv Event: Leucopaenia	discrete	character-2	34188	0	22, Leucopaenia

File IBD NIHR BioResource-Clinical Case Report Form							
#	Name	Label	Type	Format	Valid	Invalid	Question
534	adv_eve_..	Oral Ster Adv Event: Malaise	discrete	character-2	34188	0	18, Malaise
535	adv_eve_..	Oral Ster Adv Event: Nausea	discrete	character-2	34188	0	23, Nausea
536	adv_eve_..	Oral Ster Adv Event: Neutropaenia	discrete	character-2	34188	0	24, Neutropaenia
537	adv_eve_..	Oral Ster Adv Event: None	discrete	character-2	34188	0	25, None
538	adv_eve_..	Oral Ster Adv Event: Osteopaenia	discrete	character-2	34188	0	26, Osteopaenia
539	adv_eve_..	Oral Ster Adv Event: Pancreatitis	discrete	character-2	34188	0	27, Pancreatitis
540	adv_eve_..	Oral Ster Adv Event: Pancytopenia	discrete	character-2	34188	0	28, Pancytopenia
541	adv_eve_..	Oral Ster Adv Event: Psychosis	discrete	character-2	34188	0	29, Psychosis
542	adv_eve_..	Oral Ster Adv Event: Rash	discrete	character-2	34188	0	30, Rash
543	adv_eve_..	Oral Ster Adv Event: Sepsis	discrete	character-2	34188	0	31, Sepsis
544	adv_eve_..	Oral Ster Adv Event: Thrombocytopenia	discrete	character-2	34188	0	32, Thrombocytopenia
545	adv_eve_..	Oral Ster Adv Event: Other	discrete	character-2	34188	0	34, Other
546	adv_eve_..	Oral Ster Adv Event: Not known	discrete	character-2	34188	0	36, Not known
547	adv_eve_..	Oral Ster Adv Event: Not available	discrete	character-2	34188	0	37, Information not available
548	adv_eve_..	Oral Ster Adverse Events Other	discrete	character-255	34188	0	Other adverse events for oral steroids
549	comments_..	Oral Steroids Comments	discrete	character-255	34031	0	Any other comments for oral steroids
550	iv_ster_..	IV Ster Start Year	discrete	character-255	34188	0	Year of starting IV steroids
551	iv_ster_..	IV Ster Worked	discrete	character-4	34188	0	Did IV steroids work?
552	ad_eve_i_..	IV Ster Adverse Events	discrete	character-4	34188	0	Did the patient have a significant adverse event to IV steroids requiring Rx cessation or dose reduction?
553	adv_eve_..	IV Ster Adv Event: Abdominal pain	discrete	character-2	34188	0	1, Abdominal pain
554	adv_eve_..	IV Ster Adv Event: Anaemia	discrete	character-2	34188	0	2, Anaemia
555	adv_eve_..	IV Ster Adv Event: Anaphylaxis	discrete	character-2	34188	0	3, Anaphylaxis or anaphylactoid reaction
556	adv_eve_..	IV Ster Adv Event: Could not tolerate	discrete	character-2	34188	0	10, Could not tolerate
557	adv_eve_..	IV Ster Adv Event: Demyelination	discrete	character-2	34188	0	11, Demyelination or other neurological symptoms
558	adv_eve_..	IV Ster Adv Event: Diarrhoea	discrete	character-2	34188	0	13, Diarrhoea
559	adv_eve_..	IV Ster Adv Event: Deranged LFTs	discrete	character-2	34188	0	14, Deranged LFTs
560	adv_eve_..	IV Ster Adv Event: Exacerbation	discrete	character-2	34188	0	17, Exacerbation of IBD symptoms
561	adv_eve_..	IV Ster Adv Event: Fever	discrete	character-2	34188	0	16, Fever

File IBD NIHR BioResource-Clinical Case Report Form							
#	Name	Label	Type	Format	Valid	Invalid	Question
562	adv_eve_..	IV Ster Adv Event: Hypertension	discrete	character-2	34188	0	19, Hypertension
563	adv_eve_..	IV Ster Adv Event: Hypotension	discrete	character-2	34188	0	20, Hypotension
564	adv_eve_..	IV Ster Adv Event: Interstitial nephritis	discrete	character-2	34188	0	21, Interstitial nephritis
565	adv_eve_..	IV Ster Adv Event: Joint pain	discrete	character-2	34188	0	5, Joint pain
566	adv_eve_..	IV Ster Adv Event: Leucopaenia	discrete	character-2	34188	0	22, Leucopaenia
567	adv_eve_..	IV Ster Adv Event: Malaise	discrete	character-2	34188	0	18, Malaise
568	adv_eve_..	IV Ster Adv Event: Nausea	discrete	character-2	34188	0	23, Nausea
569	adv_eve_..	IV Ster Adv Event: Neutropaenia	discrete	character-2	34188	0	24, Neutropaenia
570	adv_eve_..	IV Ster Adv Event: None	discrete	character-2	34188	0	25, None
571	adv_eve_..	IV Ster Adv Event: Osteopaenia	discrete	character-2	34188	0	26, Osteopaenia
572	adv_eve_..	IV Ster Adv Event: Pancreatitis	discrete	character-2	34188	0	27, Pancreatitis
573	adv_eve_..	IV Ster Adv Event: Pancytopenia	discrete	character-2	34188	0	28, Pancytopenia
574	adv_eve_..	IV Ster Adv Event: Psychosis	discrete	character-2	34188	0	29, Psychosis
575	adv_eve_..	IV Ster Adv Event: Rash	discrete	character-2	34188	0	30, Rash
576	adv_eve_..	IV Ster Adv Event: Sepsis	discrete	character-2	34188	0	31, Sepsis
577	adv_eve_..	IV Ster Adv Event: Thrombocytopaenia	discrete	character-2	34188	0	32, Thrombocytopaenia
578	adv_eve_..	IV Ster Adv Event: Other	discrete	character-2	34188	0	34, Other
579	adv_eve_..	IV Ster Adv Event: Not known	discrete	character-2	34188	0	36, Not known
580	adv_eve_..	IV Ster Adv Event: Not available	discrete	character-2	34188	0	37, Information not available
581	adv_eve_..	IV Ster Adverse Events Other	discrete	character-255	34188	0	Other adverse events for IV steroids
582	comments_..	IV Steroids Comments	discrete	character-255	34180	0	Any other comments for IV steroids
583	tof_star_..	Tofacitinib Start Year	discrete	character-255	34188	0	Year of starting Tofacitinib
584	curr_on_..	Tofacitinib Currently	discrete	character-4	34188	0	Is the patient currently on Tofacitinib?
585	tof_stop_..	Tofacitinib Stop Year	discrete	character-255	34188	0	Year of stopping Tofacitinib
586	tof_work	Tofacitinib Worked	discrete	character-4	34188	0	Has Tofacitinib worked? (Based on global physician assessment; 'therapeutic dose' means >2mg/kg or 6TG level >230 - can include patients on low dose aza + allopurinol)
587	ad_eve_tof	Tofacitinib Adverse Events	discrete	character-4	34188	0	Did the patient have a significant adverse reaction to Tofacitinib requiring Rx cessation or dose reduction?
588	adv_eve_..	Tof Adv Event: Abdominal pain	discrete	character-2	34188	0	1, Abdominal pain
589	adv_eve_..	Tof Adv Event: Anaemia	discrete	character-2	34188	0	2, Anaemia

File IBD NIHR BioResource-Clinical Case Report Form							
#	Name	Label	Type	Format	Valid	Invalid	Question
590	adv_eve_..	Tof Adv Event: Anaphylaxis	discrete	character-2	34188	0	3, Anaphylaxis or anaphylactoid reaction
591	adv_eve_..	Tof Adv Event: Could not tolerate	discrete	character-2	34188	0	10, Could not tolerate
592	adv_eve_..	Tof Adv Event: Demyelination	discrete	character-2	34188	0	11, Demyelination or other neurological symptoms
593	adv_eve_..	Tof Adv Event: Diarrhoea	discrete	character-2	34188	0	13, Diarrhoea
594	adv_eve_..	Tof Adv Event: Deranged LFTs	discrete	character-2	34188	0	14, Deranged LFTs
595	adv_eve_..	Tof Adv Event: Exacerbation	discrete	character-2	34188	0	17, Exacerbation of IBD symptoms
596	adv_eve_..	Tof Adv Event: Fever	discrete	character-2	34188	0	16, Fever
597	adv_eve_..	Tof Adv Event: Joint pain	discrete	character-2	34188	0	5, Joint pain
598	adv_eve_..	Tof Adv Event: Leucopaenia	discrete	character-2	34188	0	22, Leucopaenia
599	adv_eve_..	Tof Adv Event: Malaise	discrete	character-2	34188	0	18, Malaise
600	adv_eve_..	Tof Adv Event: Nausea	discrete	character-2	34188	0	23, Nausea
601	adv_eve_..	Tof Adv Event: Neutropaenia	discrete	character-2	34188	0	24, Neutropaenia
602	adv_eve_..	Tof Adv Event: None	discrete	character-2	34188	0	25, None
603	adv_eve_..	Tof Adv Event: Bacterial infection	discrete	character-2	34188	0	41, Bacterial infection
604	adv_eve_..	Tof Adv Event: Pancytopenia	discrete	character-2	34188	0	28, Pancytopenia
605	adv_eve_..	Tof Adv Event: Rash	discrete	character-2	34188	0	30, Rash
606	adv_eve_..	Tof Adv Event: Raised lipids	discrete	character-2	34188	0	42, Raised lipids
607	adv_eve_..	Tof Adv Event: Sepsis	discrete	character-2	34188	0	31, Sepsis
608	adv_eve_..	Tof Adv Event: Thrombocytopenia	discrete	character-2	34188	0	32, Thrombocytopenia
609	adv_eve_..	Tof Adv Event: Other	discrete	character-2	34188	0	34, Other
610	adv_eve_..	Tof Adv Event: Not known	discrete	character-2	34188	0	36, Not known
611	adv_eve_..	Tof Adv Event: Viral infection	discrete	character-2	34188	0	40, Viral infection
612	adv_eve_..	Tof Adv Event: In PRED4	discrete	character-2	34188	0	38, In PRED4
613	adv_eve_..	Tofacitinib Adv Events Other	discrete	character-255	34188	0	Other adverse events for Tofacitinib
614	comments_..	Tofacitinib Comments	discrete	character-255	34188	0	Any other comments for Tofacitinib
615	comments	Comments	discrete	character-255	34047	0	Please add any other information that might be relevant about this patient.

Variables Description

Dataset contains 615 variable(s)

File : IBD NIHR BioResource-Clinical Case Report Form

participant_id: IBD Bioresource participant identifier

Information [Type= discrete] [Format=character] [Missing=*]

Statistics [NW/ W] [Valid=34188 /-] [Invalid=0 /-]

diagnosis: Current IBD Diagnosis

Information [Type= discrete] [Format=character] [Missing=*]

Statistics [NW/ W] [Valid=34188 /-] [Invalid=0 /-]

Literal question Current IBD Diagnosis

Value	Label	Cases	Percentage
1	Chron's	16708	48.9%
2	UC	16017	46.8%
3	IBD - type unspecified (IBDU)	981	2.9%
4	Other	78	0.2%
NULL		404	1.2%

Warning: these figures indicate the number of cases found in the data file. They cannot be interpreted as summary statistics of the population of interest.

diag_other: Other Diagnosis

Information [Type= discrete] [Format=character] [Missing=*]

Statistics [NW/ W] [Valid=34183 /-] [Invalid=0 /-]

Pre-question Current IBD Diagnosis

Literal question If Other, Please enter other diagnosis.

date_diag: Date of First IBD Diagnosis

Information [Type= discrete] [Format=character] [Missing=*]

Statistics [NW/ W] [Valid=34188 /-] [Invalid=0 /-]

sub_certain_ibd: Level of certainty

Information [Type= discrete] [Format=character] [Missing=*]

Statistics [NW/ W] [Valid=34188 /-] [Invalid=0 /-]

Literal question Level of certainty re diagnosis of IBD
(1 = not certain; 3 = very certain)

Value	Label	Cases	Percentage
1	Not certain	421	1.2%
2	Farily certain	1248	3.7%
3	Very certain	31373	91.8%
NULL		1146	3.4%

Warning: these figures indicate the number of cases found in the data file. They cannot be interpreted as summary statistics of the population of interest.

certain_diagnosis: Certainty of diagnosis

Information [Type= discrete] [Format=character] [Missing=*]

Statistics [NW/ W] [Valid=34188 /-] [Invalid=0 /-]

Literal question Certainty of diagnosis:
CD vs UC vs IBDU
(1 = not certain; 3 = very certain)

Value	Label	Cases	Percentage
1	Not certain	751	2.2%
2	Farily certain	2336	6.8%

File : IBD NIHR BioResource-Clinical Case Report Form

certain_diagnosis: Certainty of diagnosis

Value	Label	Cases	Percentage
3	Very certain	29905	87.5%
NULL		1196	3.5%

Warning: these figures indicate the number of cases found in the data file. They cannot be interpreted as summary statistics of the population of interest.

diag_confirmation: Diagnosis confirmation

Information	[Type= discrete] [Format=character] [Missing=*]
Statistics [NW/ W]	[Valid=34188 /-] [Invalid=0 /-]
Literal question	Has IBD diagnosis been confirmed by a hospital specialist?

Value	Label	Cases	Percentage
6	Yes	33037	96.6%
7	No	95	0.3%
8	Not Known	277	0.8%
NULL		779	2.3%

Warning: these figures indicate the number of cases found in the data file. They cannot be interpreted as summary statistics of the population of interest.

diag_hosp_spec__1: Diagnostic methods 1

Information	[Type= discrete] [Format=character] [Missing=*]
Statistics [NW/ W]	[Valid=34188 /-] [Invalid=0 /-]
Pre-question	Indicate all relevant methods at the time of diagnosis or used subsequently.
Literal question	Diagnostic methods 1 (Endoscopy)

Value	Label	Cases	Percentage
0	No	4036	11.8%
1	Yes	30152	88.2%

Warning: these figures indicate the number of cases found in the data file. They cannot be interpreted as summary statistics of the population of interest.

diag_hosp_spec__2: Diagnostic methods 2

Information	[Type= discrete] [Format=character] [Missing=*]
Statistics [NW/ W]	[Valid=34188 /-] [Invalid=0 /-]
Pre-question	Indicate all relevant methods at the time of diagnosis or used subsequently.
Literal question	Diagnostic methods 2 (Radiology)

Value	Label	Cases	Percentage
0	No	24708	72.3%
1	Yes	9480	27.7%

Warning: these figures indicate the number of cases found in the data file. They cannot be interpreted as summary statistics of the population of interest.

diag_hosp_spec__3: Diagnostic methods 3

Information	[Type= discrete] [Format=character] [Missing=*]
Statistics [NW/ W]	[Valid=34188 /-] [Invalid=0 /-]
Pre-question	Indicate all relevant methods at the time of diagnosis or used subsequently.
Literal question	Diagnostic methods 3 (Histology)

Value	Label	Cases	Percentage
0	No	8461	24.7%
1	Yes	25727	75.3%

Warning: these figures indicate the number of cases found in the data file. They cannot be interpreted as summary statistics of the population of interest.

File : IBD NIHR BioResource-Clinical Case Report Form

diag_hosp_spec__4: Diagnostic methods 4

Information	[Type= discrete] [Format=character] [Missing=*]
Statistics [NW/ W]	[Valid=34188 /-] [Invalid=0 /-]
Pre-question	Indicate all relevant methods at the time of diagnosis or used subsequently.
Literal question	Diagnostic methods 4 (Surgery)

Value	Label	Cases	Percentage
0	No	28861	84.4%
1	Yes	5327	15.6%

Warning: these figures indicate the number of cases found in the data file. They cannot be interpreted as summary statistics of the population of interest.

diag_hosp_spec__5: Diagnostic methods 5

Information	[Type= discrete] [Format=character] [Missing=*]
Statistics [NW/ W]	[Valid=34188 /-] [Invalid=0 /-]
Pre-question	Indicate all relevant methods at the time of diagnosis or used subsequently.
Literal question	Diagnostic methods 5 (Other)

Value	Label	Cases	Percentage
0	No	32809	96.0%
1	Yes	1379	4.0%

Warning: these figures indicate the number of cases found in the data file. They cannot be interpreted as summary statistics of the population of interest.

diag_hosp_spec__6: Diagnostic methods 6

Information	[Type= discrete] [Format=character] [Missing=*]
Statistics [NW/ W]	[Valid=34188 /-] [Invalid=0 /-]
Pre-question	Indicate all relevant methods at the time of diagnosis or used subsequently.
Literal question	Diagnostic methods 6 (Not known)

Value	Label	Cases	Percentage
0	No	33789	98.8%
1	Yes	399	1.2%

Warning: these figures indicate the number of cases found in the data file. They cannot be interpreted as summary statistics of the population of interest.

diag_hosp_spec_other: Alternative diagnostic method

Information	[Type= discrete] [Format=character] [Missing=*]
Statistics [NW/ W]	[Valid=34188 /-] [Invalid=0 /-]
Literal question	Please state alternative diagnostic method

global_assess: Physicians global assessment

Information	[Type= discrete] [Format=character] [Missing=*]
Statistics [NW/ W]	[Valid=34188 /-] [Invalid=0 /-]
Literal question	Physicians global assessment of current IBD inflammatory activity (i.e. on the day of the BioResource blood sampling):

Value	Label	Cases	Percentage
1	Normal	11854	34.7%
2	Mild	9511	27.8%
3	Moderate	4566	13.4%
4	Severe	988	2.9%
5	Not Known	4252	12.4%

File : IBD NIHR BioResource-Clinical Case Report Form

global_assess: Physicians global assessment

Value	Label	Cases	Percentage
NULL		3017	8.8%

Warning: these figures indicate the number of cases found in the data file. They cannot be interpreted as summary statistics of the population of interest.

hosp_admin: Hospital admission

Information	[Type= discrete] [Format=character] [Missing=*]
--------------------	---

Statistics [NW/ W]	[Valid=34188 /-] [Invalid=0 /-]
---------------------------	---------------------------------

Literal question	Has the patient ever been admitted to hospital for an IBD flare?
-------------------------	--

Value	Label	Cases	Percentage
1	Yes	15613	45.7%
2	No	15834	46.3%
3	Not Known	1649	4.8%
NULL		1092	3.2%

Warning: these figures indicate the number of cases found in the data file. They cannot be interpreted as summary statistics of the population of interest.

diag_change: Change in diagnosis

Information	[Type= discrete] [Format=character] [Missing=*]
--------------------	---

Statistics [NW/ W]	[Valid=34188 /-] [Invalid=0 /-]
---------------------------	---------------------------------

Literal question	Have there been any changes in IBD Diagnosis (eg UC to CD)?
-------------------------	---

Value	Label	Cases	Percentage
0	No	31031	90.8%
1	Yes	1826	5.3%
NULL		1331	3.9%

Warning: these figures indicate the number of cases found in the data file. They cannot be interpreted as summary statistics of the population of interest.

date_diag_change: Year of change in IBD diagnosis

Information	[Type= discrete] [Format=character] [Missing=*]
--------------------	---

Statistics [NW/ W]	[Valid=34188 /-] [Invalid=0 /-]
---------------------------	---------------------------------

change_ibd_cd: Change IBD to CD

Information	[Type= discrete] [Format=character] [Missing=*]
--------------------	---

Statistics [NW/ W]	[Valid=34188 /-] [Invalid=0 /-]
---------------------------	---------------------------------

Value	Label	Cases	Percentage
1	UC to CD	847	2.5%
3	IBDU - type unspecified to CD	179	0.5%
7	Other	66	0.2%
NULL		33096	96.8%

Warning: these figures indicate the number of cases found in the data file. They cannot be interpreted as summary statistics of the population of interest.

change_ibd_uc: Change IBD to UC

Information	[Type= discrete] [Format=character] [Missing=*]
--------------------	---

Statistics [NW/ W]	[Valid=34188 /-] [Invalid=0 /-]
---------------------------	---------------------------------

Value	Label	Cases	Percentage
2	CD to UC	177	0.5%
4	IBDU - type unspecified to UC	133	0.4%
7	Other	78	0.2%

File : IBD NIHR BioResource-Clinical Case Report Form

change_ibd_uc: Change IBD to UC

Value	Label	Cases	Percentage
NULL		33800	98.9%

Warning: these figures indicate the number of cases found in the data file. They cannot be interpreted as summary statistics of the population of interest.

change_ibd_ibdu: Change IBD to IBDU

Information	[Type= discrete] [Format=character] [Missing=*]
Statistics [NW/ W]	[Valid=34188 /-] [Invalid=0 /-]

Value	Label	Cases	Percentage
5	CD to IBDU - type unspecified	36	0.1%
6	UC to IBDU - type unspecified	58	0.2%
7	Other	73	0.2%
NULL		34021	99.5%

Warning: these figures indicate the number of cases found in the data file. They cannot be interpreted as summary statistics of the population of interest.

other_diag_change: Other diagnosis change

Information	[Type= discrete] [Format=character] [Missing=*]
Statistics [NW/ W]	[Valid=34188 /-] [Invalid=0 /-]
Literal question	Please enter other change in IBD diagnosis

mac_extent__1: Macroscopic extent - Oesophago-gastric

Information	[Type= discrete] [Format=character] [Missing=*]
Statistics [NW/ W]	[Valid=34188 /-] [Invalid=0 /-]
Pre-question	Macroscopic extent
Literal question	Oesophago-gastric

Value	Label	Cases	Percentage
0	No	33895	99.1%
1	Yes	293	0.9%

Warning: these figures indicate the number of cases found in the data file. They cannot be interpreted as summary statistics of the population of interest.

mac_extent__2: Macroscopic extent - Duodenal

Information	[Type= discrete] [Format=character] [Missing=*]
Statistics [NW/ W]	[Valid=34188 /-] [Invalid=0 /-]
Pre-question	Macroscopic extent
Literal question	Duodenal

Value	Label	Cases	Percentage
0	No	33765	98.8%
1	Yes	423	1.2%

Warning: these figures indicate the number of cases found in the data file. They cannot be interpreted as summary statistics of the population of interest.

mac_extent__3: Macroscopic extent - Jejunal

Information	[Type= discrete] [Format=character] [Missing=*]
Statistics [NW/ W]	[Valid=34188 /-] [Invalid=0 /-]
Pre-question	Macroscopic extent
Literal question	Jejunal

File : IBD NIHR BioResource-Clinical Case Report Form

mac_extent__3: Macroscopic extent - Jejunal

Value	Label	Cases	Percentage
0	No	33474	97.9%
1	Yes	714	2.1%

Warning: these figures indicate the number of cases found in the data file. They cannot be interpreted as summary statistics of the population of interest.

mac_extent__4: Macroscopic extent - Ileal

Information	[Type= discrete] [Format=character] [Missing=*]
Statistics [NW/ W]	[Valid=34188 /-] [Invalid=0 /-]
Pre-question	Macroscopic extent
Literal question	Ileal

Value	Label	Cases	Percentage
0	No	22826	66.8%
1	Yes	11362	33.2%

Warning: these figures indicate the number of cases found in the data file. They cannot be interpreted as summary statistics of the population of interest.

mac_extent__5: Macroscopic extent - Colonic

Information	[Type= discrete] [Format=character] [Missing=*]
Statistics [NW/ W]	[Valid=34188 /-] [Invalid=0 /-]
Pre-question	Macroscopic extent
Literal question	Colonic

Value	Label	Cases	Percentage
0	No	24957	73.0%
1	Yes	9231	27.0%

Warning: these figures indicate the number of cases found in the data file. They cannot be interpreted as summary statistics of the population of interest.

mac_extent__6: Macroscopic extent - Rectal

Information	[Type= discrete] [Format=character] [Missing=*]
Statistics [NW/ W]	[Valid=34188 /-] [Invalid=0 /-]
Pre-question	Macroscopic extent
Literal question	Rectal

Value	Label	Cases	Percentage
0	No	31955	93.5%
1	Yes	2233	6.5%

Warning: these figures indicate the number of cases found in the data file. They cannot be interpreted as summary statistics of the population of interest.

perianal: Perianal

Information	[Type= discrete] [Format=character] [Missing=*]
Statistics [NW/ W]	[Valid=34188 /-] [Invalid=0 /-]
Literal question	Ever had perianal involvement?

Value	Label	Cases	Percentage
1	Yes	4880	14.3%
2	No	10664	31.2%
3	Not Known	692	2.0%
NULL		17952	52.5%

Warning: these figures indicate the number of cases found in the data file. They cannot be interpreted as summary statistics of the population of interest.

File : IBD NIHR BioResource-Clinical Case Report Form

peri_type__2: Perianal type - Tags

Information	[Type= discrete] [Format=character] [Missing=*]
Statistics [NW/ W]	[Valid=34188 /-] [Invalid=0 /-]
Pre-question	What type of perianal lesion has the patient had?
Literal question	Tags / fissures / ulcers

Value	Label	Cases	Percentage
0	No	32434	94.9%
1	Yes	1754	5.1%

Warning: these figures indicate the number of cases found in the data file. They cannot be interpreted as summary statistics of the population of interest.

peri_type__3: Perianal type - Perianal abscess

Information	[Type= discrete] [Format=character] [Missing=*]
Statistics [NW/ W]	[Valid=34188 /-] [Invalid=0 /-]
Pre-question	What type of perianal lesion has the patient had?
Literal question	Perianal abscess

Value	Label	Cases	Percentage
0	No	32226	94.3%
1	Yes	1962	5.7%

Warning: these figures indicate the number of cases found in the data file. They cannot be interpreted as summary statistics of the population of interest.

peri_type__4: Perianal type - Simple fistula

Information	[Type= discrete] [Format=character] [Missing=*]
Statistics [NW/ W]	[Valid=34188 /-] [Invalid=0 /-]
Pre-question	What type of perianal lesion has the patient had?
Literal question	Simple fistula (single fistula, little clinical problem)

Value	Label	Cases	Percentage
0	No	32699	95.6%
1	Yes	1489	4.4%

Warning: these figures indicate the number of cases found in the data file. They cannot be interpreted as summary statistics of the population of interest.

peri_type__5: Perianal type - Complex fistula

Information	[Type= discrete] [Format=character] [Missing=*]
Statistics [NW/ W]	[Valid=34188 /-] [Invalid=0 /-]
Pre-question	What type of perianal lesion has the patient had?
Literal question	Complex fistula (more than one or branching or recto-vaginal or major problem)

Value	Label	Cases	Percentage
0	No	33058	96.7%
1	Yes	1130	3.3%

Warning: these figures indicate the number of cases found in the data file. They cannot be interpreted as summary statistics of the population of interest.

peri_type__6: Perianal type - Other

Information	[Type= discrete] [Format=character] [Missing=*]
Statistics [NW/ W]	[Valid=34188 /-] [Invalid=0 /-]
Pre-question	What type of perianal lesion has the patient had?
Literal question	Other

File : IBD NIHR BioResource-Clinical Case Report Form

peri_type__6: Perianal type - Other

Value	Label	Cases	Percentage
0	No	33960	99.3%
1	Yes	228	0.7%

Warning: these figures indicate the number of cases found in the data file. They cannot be interpreted as summary statistics of the population of interest.

peri_type_other: Perianal type Other

Information	[Type= discrete] [Format=character] [Missing=*]
Statistics [NW/ W]	[Valid=34188 /-]
Pre-question	What type of perianal lesion has the patient had?
Literal question	Please state other perianal lesion

behaviour: Behaviour

Information	[Type= discrete] [Format=character] [Missing=*]
Statistics [NW/ W]	[Valid=34188 /-] [Invalid=0 /-]

Value	Label	Cases	Percentage
1	B1 (inflammatory)	9849	28.8%
2	B2 (stenosing)	3795	11.1%
3	B3 (<u>internal</u> penetrating*)	1907	5.6%
NULL		18637	54.5%

Warning: these figures indicate the number of cases found in the data file. They cannot be interpreted as summary statistics of the population of interest.

behaviour_type__1: Behaviour type 1

Information	[Type= discrete] [Format=character] [Missing=*]
Statistics [NW/ W]	[Valid=34188 /-] [Invalid=0 /-]
Pre-question	Please specify the nature of the internal perforating / penetrating disease
Literal question	1, internal abscess (mesenteric, intra-abdominal, pelvic etc)

Value	Label	Cases	Percentage
0	No	33670	98.5%
1	Yes	518	1.5%

Warning: these figures indicate the number of cases found in the data file. They cannot be interpreted as summary statistics of the population of interest.

behaviour_type__2: Behaviour type 2

Information	[Type= discrete] [Format=character] [Missing=*]
Statistics [NW/ W]	[Valid=34188 /-] [Invalid=0 /-]
Pre-question	Please specify the nature of the internal perforating / penetrating disease
Literal question	2, entero-enteric or entero-colic fistula

Value	Label	Cases	Percentage
0	No	33712	98.6%
1	Yes	476	1.4%

Warning: these figures indicate the number of cases found in the data file. They cannot be interpreted as summary statistics of the population of interest.

behaviour_type__3: Behaviour type 3

Information	[Type= discrete] [Format=character] [Missing=*]
Statistics [NW/ W]	[Valid=34188 /-] [Invalid=0 /-]
Pre-question	Please specify the nature of the internal perforating / penetrating disease

File : IBD NIHR BioResource-Clinical Case Report Form

behaviour_type__3: Behaviour type 3

Literal question 3, entero-or colo-vesical fistula

Value	Label	Cases	Percentage
0	No	34037	99.6%
1	Yes	151	0.4%

Warning: these figures indicate the number of cases found in the data file. They cannot be interpreted as summary statistics of the population of interest.

behaviour_type__4: Behaviour type 4

Information [Type= discrete] [Format=character] [Missing=*]

Statistics [NW/ W] [Valid=34188 /-] [Invalid=0 /-]

Pre-question Please specify the nature of the internal perforating / penetrating disease

Literal question 4, entero-or colo-cutaneous fistula

Value	Label	Cases	Percentage
0	No	33902	99.2%
1	Yes	286	0.8%

Warning: these figures indicate the number of cases found in the data file. They cannot be interpreted as summary statistics of the population of interest.

behaviour_type__5: Behaviour type 5

Information [Type= discrete] [Format=character] [Missing=*]

Statistics [NW/ W] [Valid=34188 /-] [Invalid=0 /-]

Pre-question Please specify the nature of the internal perforating / penetrating disease

Literal question 5, other

Value	Label	Cases	Percentage
0	No	33841	99.0%
1	Yes	347	1.0%

Warning: these figures indicate the number of cases found in the data file. They cannot be interpreted as summary statistics of the population of interest.

behav_type_other: Behaviour type Other

Information [Type= discrete] [Format=character] [Missing=*]

Statistics [NW/ W] [Valid=34188 /-] [Invalid=0 /-]

Value	Label	Cases	Percentage
0	No		
1	Yes		

Warning: these figures indicate the number of cases found in the data file. They cannot be interpreted as summary statistics of the population of interest.

surgery: Surgery

Information [Type= discrete] [Format=character] [Missing=*]

Statistics [NW/ W] [Valid=34188 /-] [Invalid=0 /-]

Literal question Has the patient had surgery for CD?

Value	Label	Cases	Percentage
1	Yes	7828	22.9%
2	No	8151	23.8%
3	Not Known	123	0.4%
NULL		18086	52.9%

Warning: these figures indicate the number of cases found in the data file. They cannot be interpreted as summary statistics of the population of interest.

File : IBD NIHR BioResource-Clinical Case Report Form

surg_date: Surgery Date

Information [Type= discrete] [Format=character] [Missing=*]

Statistics [NW/ W] [Valid=34188 /-] [Invalid=0 /-]

op_1: Operation 1_1

Information [Type= discrete] [Format=character] [Missing=*]

Statistics [NW/ W] [Valid=34188 /-] [Invalid=0 /-]

Pre-question What was Operation 1?

Literal question 1, Colectomy and ileostomy

Value	Label	Cases	Percentage
0	No	33401	97.7%
1	Yes	787	2.3%

Warning: these figures indicate the number of cases found in the data file. They cannot be interpreted as summary statistics of the population of interest.

op_2: Operation 1_2

Information [Type= discrete] [Format=character] [Missing=*]

Statistics [NW/ W] [Valid=34188 /-] [Invalid=0 /-]

Pre-question What was Operation 1?

Literal question 2, Colectomy and ileo-anal pouch

Value	Label	Cases	Percentage
0	No	34087	99.7%
1	Yes	101	0.3%

Warning: these figures indicate the number of cases found in the data file. They cannot be interpreted as summary statistics of the population of interest.

op_3: Operation 1_3

Information [Type= discrete] [Format=character] [Missing=*]

Statistics [NW/ W] [Valid=34188 /-] [Invalid=0 /-]

Pre-question What was Operation 1?

Literal question 3, Defunctioning ileostomy / colostomy

Value	Label	Cases	Percentage
0	No	33913	99.2%
1	Yes	275	0.8%

Warning: these figures indicate the number of cases found in the data file. They cannot be interpreted as summary statistics of the population of interest.

op_4: Operation 1_4

Information [Type= discrete] [Format=character] [Missing=*]

Statistics [NW/ W] [Valid=34188 /-] [Invalid=0 /-]

Pre-question What was Operation 1?

Literal question 4, Drainage of intra-abdominal abscess

Value	Label	Cases	Percentage
0	No	34112	99.8%
1	Yes	76	0.2%

Warning: these figures indicate the number of cases found in the data file. They cannot be interpreted as summary statistics of the population of interest.

op_6: Operation 1_6

Information [Type= discrete] [Format=character] [Missing=*]

File : IBD NIHR BioResource-Clinical Case Report Form

op_6: Operation 1_6

Statistics [NW/ W] [Valid=34188 /-] [Invalid=0 /-]

Pre-question What was Operation 1?

Literal question 6, Ileal / jejunal resection

Value	Label	Cases	Percentage
0	No	33325	97.5%
1	Yes	863	2.5%

Warning: these figures indicate the number of cases found in the data file. They cannot be interpreted as summary statistics of the population of interest.

op_7: Operation 1_7

Information [Type= discrete] [Format=character] [Missing=*]

Statistics [NW/ W] [Valid=34188 /-] [Invalid=0 /-]

Pre-question What was Operation 1?

Literal question 7, Ileal / jejunal stricturoplasty

Value	Label	Cases	Percentage
0	No	34116	99.8%
1	Yes	72	0.2%

Warning: these figures indicate the number of cases found in the data file. They cannot be interpreted as summary statistics of the population of interest.

# op_8: Operation 1_8			
Information	[Type= discrete] [Format=character] [Missing=*]		
Statistics [NW/ W]	[Valid=34188 /-] [Invalid=0 /-]		
Pre-question	What was Operation 1?		
Literal question	8, Ileo-caecal resection (Right hemicolectomy)		
Value	Label	Cases	Percentage
0	No	30964	90.6%
1	Yes	3224	9.4%
<i>Warning: these figures indicate the number of cases found in the data file. They cannot be interpreted as summary statistics of the population of interest.</i>			
# op_9: Operation 1_9			
Information	[Type= discrete] [Format=character] [Missing=*]		
Statistics [NW/ W]	[Valid=34188 /-] [Invalid=0 /-]		
Pre-question	What was Operation 1?		
Literal question	9, Partial colectomy		
Value	Label	Cases	Percentage
0	No	33756	98.7%
1	Yes	432	1.3%
<i>Warning: these figures indicate the number of cases found in the data file. They cannot be interpreted as summary statistics of the population of interest.</i>			
# op_10: Operation 1_10			
Information	[Type= discrete] [Format=character] [Missing=*]		
Statistics [NW/ W]	[Valid=34188 /-] [Invalid=0 /-]		
Pre-question	What was Operation 1?		
Literal question	10, Proctectomy		
Value	Label	Cases	Percentage
0	No	34096	99.7%
1	Yes	92	0.3%
<i>Warning: these figures indicate the number of cases found in the data file. They cannot be interpreted as summary statistics of the population of interest.</i>			
# op_11: Operation 1_11			
Information	[Type= discrete] [Format=character] [Missing=*]		
Statistics [NW/ W]	[Valid=34188 /-] [Invalid=0 /-]		
Pre-question	What was Operation 1?		
Literal question	11, Strictureplasty		
Value	Label	Cases	Percentage
0	No	34070	99.7%
1	Yes	118	0.3%
<i>Warning: these figures indicate the number of cases found in the data file. They cannot be interpreted as summary statistics of the population of interest.</i>			
# op_12: Operation 1_12			
Information	[Type= discrete] [Format=character] [Missing=*]		
Statistics [NW/ W]	[Valid=34188 /-] [Invalid=0 /-]		
Pre-question	What was Operation 1?		
Literal question	12, Insertion of seton suture		

op_12: Operation 1_12

Value	Label	Cases	Percentage
0	No	33722	98.6%
1	Yes	466	1.4%

Warning: these figures indicate the number of cases found in the data file. They cannot be interpreted as summary statistics of the population of interest.

op_13: Operation 1_13

Information	[Type= discrete] [Format=character] [Missing=*]
Statistics [NW/ W]	[Valid=34188 /-] [Invalid=0 /-]
Pre-question	What was Operation 1?
Literal question	13, Drainage of perianal abscess

Value	Label	Cases	Percentage
0	No	33577	98.2%
1	Yes	611	1.8%

Warning: these figures indicate the number of cases found in the data file. They cannot be interpreted as summary statistics of the population of interest.

op_14: Operation 1_14

Information	[Type= discrete] [Format=character] [Missing=*]
Statistics [NW/ W]	[Valid=34188 /-] [Invalid=0 /-]
Pre-question	What was Operation 1?
Literal question	14, Perianal fistula repair

Value	Label	Cases	Percentage
0	No	33909	99.2%
1	Yes	279	0.8%

Warning: these figures indicate the number of cases found in the data file. They cannot be interpreted as summary statistics of the population of interest.

op_16: Operation 1_16

Information	[Type= discrete] [Format=character] [Missing=*]
Statistics [NW/ W]	[Valid=34188 /-] [Invalid=0 /-]
Pre-question	What was Operation 1?
Literal question	16, Closure of stoma

Value	Label	Cases	Percentage
0	No	34182	100.0%
1	Yes	6	0.0%

Warning: these figures indicate the number of cases found in the data file. They cannot be interpreted as summary statistics of the population of interest.

op_15: Operation 1_15

Information	[Type= discrete] [Format=character] [Missing=*]
Statistics [NW/ W]	[Valid=34188 /-] [Invalid=0 /-]
Pre-question	What was Operation 1?
Literal question	15, Other

Value	Label	Cases	Percentage
0	No	33401	97.7%
1	Yes	787	2.3%

Warning: these figures indicate the number of cases found in the data file. They cannot be interpreted as summary statistics of the population of interest.

other_operation: Operation 1 Other

Information	[Type= discrete] [Format=character] [Missing=*]
--------------------	---

# other_operation: Operation 1 Other			
Statistics [NW/ W]	[Valid=34188 /-] [Invalid=0 /-]		
Pre-question	What was Operation 1?		
Literal question	What was the operation?		
# more_surgery_1: More surgery 1			
Information	[Type= discrete] [Format=character] [Missing=*]		
Statistics [NW/ W]	[Valid=34188 /-] [Invalid=0 /-]		
Literal question	Has the patient had another operation?		
Value	Label	Cases	Percentage
1	Yes	3528	10.3%
2	No	3495	10.2%
3	Not Known	118	0.3%
NULL		27047	79.1%
<i>Warning: these figures indicate the number of cases found in the data file. They cannot be interpreted as summary statistics of the population of interest.</i>			
# surg_date_2: Surgery Date 2			
Information	[Type= discrete] [Format=character] [Missing=*]		
Statistics [NW/ W]	[Valid=34188 /-] [Invalid=0 /-]		
# op_2__1: Operation 2_1			
Information	[Type= discrete] [Format=character] [Missing=*]		
Statistics [NW/ W]	[Valid=34188 /-] [Invalid=0 /-]		
Pre-question	What was Operation 2?		
Literal question	1, Colectomy and ileostomy		
Value	Label	Cases	Percentage
0	No	33984	99.4%
1	Yes	204	0.6%
<i>Warning: these figures indicate the number of cases found in the data file. They cannot be interpreted as summary statistics of the population of interest.</i>			
# op_2__2: Operation 2_2			
Information	[Type= discrete] [Format=character] [Missing=*]		
Statistics [NW/ W]	[Valid=34188 /-] [Invalid=0 /-]		
Pre-question	What was Operation 2?		
Literal question	2, Colectomy and ileo-anal pouch		
Value	Label	Cases	Percentage
0	No	34145	99.9%
1	Yes	43	0.1%
<i>Warning: these figures indicate the number of cases found in the data file. They cannot be interpreted as summary statistics of the population of interest.</i>			
# op_2__3: Operation 2_3			
Information	[Type= discrete] [Format=character] [Missing=*]		
Statistics [NW/ W]	[Valid=34188 /-] [Invalid=0 /-]		
Pre-question	What was Operation 2?		
Literal question	3, Defunctioning ileostomy / colostomy		
Value	Label	Cases	Percentage
0	No	34025	99.5%

# op_2__3: Operation 2_3			
Value	Label	Cases	Percentage
1	Yes	163	0.5%
<i>Warning: these figures indicate the number of cases found in the data file. They cannot be interpreted as summary statistics of the population of interest.</i>			
# op_2__4: Operation 2_4			
Information	[Type= discrete] [Format=character] [Missing=*]		
Statistics [NW/ W]	[Valid=34188 /-] [Invalid=0 /-]		
Pre-question	What was Operation 2?		
Literal question	4, Drainage of intra-abdominal abscess		
Value	Label	Cases	Percentage
0	No	34143	99.9%
1	Yes	45	0.1%
<i>Warning: these figures indicate the number of cases found in the data file. They cannot be interpreted as summary statistics of the population of interest.</i>			
# op_2__6: Operation 2_6			
Information	[Type= discrete] [Format=character] [Missing=*]		
Statistics [NW/ W]	[Valid=34188 /-] [Invalid=0 /-]		
Pre-question	What was Operation 2?		
Literal question	6, Ileal / jejunal resection		
Value	Label	Cases	Percentage
0	No	33630	98.4%
1	Yes	558	1.6%
<i>Warning: these figures indicate the number of cases found in the data file. They cannot be interpreted as summary statistics of the population of interest.</i>			
# op_2__7: Operation 2_7			
Information	[Type= discrete] [Format=character] [Missing=*]		
Statistics [NW/ W]	[Valid=34188 /-] [Invalid=0 /-]		
Pre-question	What was Operation 2?		
Literal question	7, Ileal / jejunal stricturoplasty		
Value	Label	Cases	Percentage
0	No	34117	99.8%
1	Yes	71	0.2%
<i>Warning: these figures indicate the number of cases found in the data file. They cannot be interpreted as summary statistics of the population of interest.</i>			
# op_2__8: Operation 2_8			
Information	[Type= discrete] [Format=character] [Missing=*]		
Statistics [NW/ W]	[Valid=34188 /-] [Invalid=0 /-]		
Pre-question	What was Operation 2?		
Literal question	8, Ileo-caecal resection (Right hemicolectomy)		
Value	Label	Cases	Percentage
0	No	33726	98.6%
1	Yes	462	1.4%
<i>Warning: these figures indicate the number of cases found in the data file. They cannot be interpreted as summary statistics of the population of interest.</i>			
# op_2__9: Operation 2_9			
Information	[Type= discrete] [Format=character] [Missing=*]		
Statistics [NW/ W]	[Valid=34188 /-] [Invalid=0 /-]		

# op_2__9: Operation 2_9			
Pre-question	What was Operation 2?		
Literal question	9, Partial colectomy		
Value	Label	Cases	Percentage
0	No	34059	99.6%
1	Yes	129	0.4%
<i>Warning: these figures indicate the number of cases found in the data file. They cannot be interpreted as summary statistics of the population of interest.</i>			
# op_2__10: Operation 2_10			
Information	[Type= discrete] [Format=character] [Missing=*]		
Statistics [NW/ W]	[Valid=34188 /-] [Invalid=0 /-]		
Pre-question	What was Operation 2?		
Literal question	10, Proctectomy		
Value	Label	Cases	Percentage
0	No	34084	99.7%
1	Yes	104	0.3%
<i>Warning: these figures indicate the number of cases found in the data file. They cannot be interpreted as summary statistics of the population of interest.</i>			
# op_2__11: Operation 2_11			
Information	[Type= discrete] [Format=character] [Missing=*]		
Statistics [NW/ W]	[Valid=34188 /-] [Invalid=0 /-]		
Pre-question	What was Operation 2?		
Literal question	11, Stricturoplasty		
Value	Label	Cases	Percentage
0	No	34014	99.5%
1	Yes	174	0.5%
<i>Warning: these figures indicate the number of cases found in the data file. They cannot be interpreted as summary statistics of the population of interest.</i>			
# op_2__12: Operation 2_12			
Information	[Type= discrete] [Format=character] [Missing=*]		
Statistics [NW/ W]	[Valid=34188 /-] [Invalid=0 /-]		
Pre-question	What was Operation 2?		
Literal question	12, Insertion of seton suture		
Value	Label	Cases	Percentage
0	No	33904	99.2%
1	Yes	284	0.8%
<i>Warning: these figures indicate the number of cases found in the data file. They cannot be interpreted as summary statistics of the population of interest.</i>			
# op_2__13: Operation 2_13			
Information	[Type= discrete] [Format=character] [Missing=*]		
Statistics [NW/ W]	[Valid=34188 /-] [Invalid=0 /-]		
Pre-question	What was Operation 2?		
Literal question	13, Drainage of perianal abscess		
Value	Label	Cases	Percentage
0	No	33895	99.1%
1	Yes	293	0.9%
<i>Warning: these figures indicate the number of cases found in the data file. They cannot be interpreted as summary statistics of the population of interest.</i>			

# op_2__14: Operation 2_14			
Information	[Type= discrete] [Format=character] [Missing=*]		
Statistics [NW/ W]	[Valid=34188 /-] [Invalid=0 /-]		
Pre-question	What was Operation 2?		
Literal question	14, Perianal fistula repair		
Value	Label	Cases	Percentage
0	No	34003	99.5%
1	Yes	185	0.5%
<i>Warning: these figures indicate the number of cases found in the data file. They cannot be interpreted as summary statistics of the population of interest.</i>			
# op_2__16: Operation 2_16			
Information	[Type= discrete] [Format=character] [Missing=*]		
Statistics [NW/ W]	[Valid=34188 /-] [Invalid=0 /-]		
Pre-question	What was Operation 2?		
Literal question	16, Closure of stoma		
Value	Label	Cases	Percentage
0	No	34107	99.8%
1	Yes	81	0.2%
<i>Warning: these figures indicate the number of cases found in the data file. They cannot be interpreted as summary statistics of the population of interest.</i>			
# op_2__15: Operation 2_15			
Information	[Type= discrete] [Format=character] [Missing=*]		
Statistics [NW/ W]	[Valid=34188 /-] [Invalid=0 /-]		
Pre-question	What was Operation 2?		
Literal question	15, Other		
Value	Label	Cases	Percentage
0	No	33243	97.2%
1	Yes	945	2.8%
<i>Warning: these figures indicate the number of cases found in the data file. They cannot be interpreted as summary statistics of the population of interest.</i>			
# other_op_2: Operation 2 Other			
Information	[Type= discrete] [Format=character] [Missing=*]		
Statistics [NW/ W]	[Valid=34188 /-] [Invalid=0 /-]		
Pre-question	What was Operation 2?		
Literal question	What was the operation?		
# more_surgery_2: More surgery 2			
Information	[Type= discrete] [Format=character] [Missing=*]		
Statistics [NW/ W]	[Valid=34188 /-] [Invalid=0 /-]		
Literal question	Has the patient had another operation?		
Value	Label	Cases	Percentage
1	Yes	1585	4.6%
2	No	1815	5.3%
3	Not Known	33	0.1%
NULL		30755	90.0%
<i>Warning: these figures indicate the number of cases found in the data file. They cannot be interpreted as summary statistics of the population of interest.</i>			

# surg_date_3: Surgery Date 3			
Information	[Type= discrete] [Format=character] [Missing=*]		
Statistics [NW/ W]	[Valid=34188 /-] [Invalid=0 /-]		
# op_3__1: Operation 3_1			
Information	[Type= discrete] [Format=character] [Missing=*]		
Statistics [NW/ W]	[Valid=34188 /-] [Invalid=0 /-]		
Pre-question	What was Operation 3?		
Literal question	1, Colectomy and ileostomy		
Value	Label	Cases	Percentage
0	No	34104	99.8%
1	Yes	84	0.2%
<i>Warning: these figures indicate the number of cases found in the data file. They cannot be interpreted as summary statistics of the population of interest.</i>			
# op_3__2: Operation 3_2			
Information	[Type= discrete] [Format=character] [Missing=*]		
Statistics [NW/ W]	[Valid=34188 /-] [Invalid=0 /-]		
Pre-question	What was Operation 3?		
Literal question	2, Colectomy and ileo-anal pouch		
Value	Label	Cases	Percentage
0	No	34181	100.0%
1	Yes	7	0.0%
<i>Warning: these figures indicate the number of cases found in the data file. They cannot be interpreted as summary statistics of the population of interest.</i>			
# op_3__3: Operation 3_3			
Information	[Type= discrete] [Format=character] [Missing=*]		
Statistics [NW/ W]	[Valid=34188 /-] [Invalid=0 /-]		
Pre-question	What was Operation 3?		
Literal question	3, Defunctioning ileostomy / colostomy		
Value	Label	Cases	Percentage
0	No	34103	99.8%
1	Yes	85	0.2%
<i>Warning: these figures indicate the number of cases found in the data file. They cannot be interpreted as summary statistics of the population of interest.</i>			
# op_3__4: Operation 3_4			
Information	[Type= discrete] [Format=character] [Missing=*]		
Statistics [NW/ W]	[Valid=34188 /-] [Invalid=0 /-]		
Pre-question	What was Operation 3?		
Literal question	4, Drainage of intra-abdominal abscess		
Value	Label	Cases	Percentage
0	No	34166	99.9%
1	Yes	22	0.1%
<i>Warning: these figures indicate the number of cases found in the data file. They cannot be interpreted as summary statistics of the population of interest.</i>			
# op_3__6: Operation 3_6			
Information	[Type= discrete] [Format=character] [Missing=*]		
Statistics [NW/ W]	[Valid=34188 /-] [Invalid=0 /-]		

# op_3__6: Operation 3_6			
Pre-question	What was Operation 3?		
Literal question	6, Ileal / jejunal resection		
Value	Label	Cases	Percentage
0	No	33973	99.4%
1	Yes	215	0.6%
<i>Warning: these figures indicate the number of cases found in the data file. They cannot be interpreted as summary statistics of the population of interest.</i>			
# op_3__7: Operation 3_7			
Information	[Type= discrete] [Format=character] [Missing=*]		
Statistics [NW/ W]	[Valid=34188 /-] [Invalid=0 /-]		
Pre-question	What was Operation 3?		
Literal question	7, Ileal / jejunal stricturoplasty		
Value	Label	Cases	Percentage
0	No	34153	99.9%
1	Yes	35	0.1%
<i>Warning: these figures indicate the number of cases found in the data file. They cannot be interpreted as summary statistics of the population of interest.</i>			
# op_3__8: Operation 3_8			
Information	[Type= discrete] [Format=character] [Missing=*]		
Statistics [NW/ W]	[Valid=34188 /-] [Invalid=0 /-]		
Pre-question	What was Operation 3?		
Literal question	8, Ileo-caecal resection (Right hemicolectomy)		
Value	Label	Cases	Percentage
0	No	34029	99.5%
1	Yes	159	0.5%
<i>Warning: these figures indicate the number of cases found in the data file. They cannot be interpreted as summary statistics of the population of interest.</i>			
# op_3__9: Operation 3_9			
Information	[Type= discrete] [Format=character] [Missing=*]		
Statistics [NW/ W]	[Valid=34188 /-] [Invalid=0 /-]		
Pre-question	What was Operation 3?		
Literal question	9, Partial colectomy		
Value	Label	Cases	Percentage
0	No	34143	99.9%
1	Yes	45	0.1%
<i>Warning: these figures indicate the number of cases found in the data file. They cannot be interpreted as summary statistics of the population of interest.</i>			
# op_3__10: Operation 3_10			
Information	[Type= discrete] [Format=character] [Missing=*]		
Statistics [NW/ W]	[Valid=34188 /-] [Invalid=0 /-]		
Pre-question	What was Operation 3?		
Literal question	10, Proctectomy		
Value	Label	Cases	Percentage
0	No	34146	99.9%
1	Yes	42	0.1%
<i>Warning: these figures indicate the number of cases found in the data file. They cannot be interpreted as summary statistics of the population of interest.</i>			

# op_3__11: Operation 3_11			
Information	[Type= discrete] [Format=character] [Missing=*]		
Statistics [NW/ W]	[Valid=34188 /-] [Invalid=0 /-]		
Pre-question	What was Operation 3?		
Literal question	11, Stricturoplasty		
Value	Label	Cases	Percentage
0	No	34091	99.7%
1	Yes	97	0.3%
<i>Warning: these figures indicate the number of cases found in the data file. They cannot be interpreted as summary statistics of the population of interest.</i>			
# op_3__12: Operation 3_12			
Information	[Type= discrete] [Format=character] [Missing=*]		
Statistics [NW/ W]	[Valid=34188 /-] [Invalid=0 /-]		
Pre-question	What was Operation 3?		
Literal question	12, Insertion of seton suture		
Value	Label	Cases	Percentage
0	No	34030	99.5%
1	Yes	158	0.5%
<i>Warning: these figures indicate the number of cases found in the data file. They cannot be interpreted as summary statistics of the population of interest.</i>			
# op_3__13: Operation 3_13			
Information	[Type= discrete] [Format=character] [Missing=*]		
Statistics [NW/ W]	[Valid=34188 /-] [Invalid=0 /-]		
Pre-question	What was Operation 3?		
Literal question	13, Drainage of perianal abscess		
Value	Label	Cases	Percentage
0	No	34025	99.5%
1	Yes	163	0.5%
<i>Warning: these figures indicate the number of cases found in the data file. They cannot be interpreted as summary statistics of the population of interest.</i>			
# op_3__14: Operation 3_14			
Information	[Type= discrete] [Format=character] [Missing=*]		
Statistics [NW/ W]	[Valid=34188 /-] [Invalid=0 /-]		
Pre-question	What was Operation 3?		
Literal question	14, Perianal fistula repair		
Value	Label	Cases	Percentage
0	No	34103	99.8%
1	Yes	85	0.2%
<i>Warning: these figures indicate the number of cases found in the data file. They cannot be interpreted as summary statistics of the population of interest.</i>			
# op_3__16: Operation 3_16			
Information	[Type= discrete] [Format=character] [Missing=*]		
Statistics [NW/ W]	[Valid=34188 /-] [Invalid=0 /-]		
Pre-question	What was Operation 3?		
Literal question	16, Closure of stoma		

# op_3__16: Operation 3_16			
Value	Label	Cases	Percentage
0	No	34155	99.9%
1	Yes	33	0.1%
<i>Warning: these figures indicate the number of cases found in the data file. They cannot be interpreted as summary statistics of the population of interest.</i>			
# op_3__15: Operation 3_15			
Information	[Type= discrete] [Format=character] [Missing=*]		
Statistics [NW/ W]	[Valid=34188 /-] [Invalid=0 /-]		
Pre-question	What was Operation 3?		
Literal question	15, Other		
Value	Label	Cases	Percentage
0	No	33738	98.7%
1	Yes	450	1.3%
<i>Warning: these figures indicate the number of cases found in the data file. They cannot be interpreted as summary statistics of the population of interest.</i>			
# other_op_3: Operation 3 Other			
Information	[Type= discrete] [Format=character] [Missing=*]		
Statistics [NW/ W]	[Valid=34188 /-] [Invalid=0 /-]		
Pre-question	What was Operation 3?		
Literal question	What was the operation?		
# more_surgery_3: More surgery 3			
Information	[Type= discrete] [Format=character] [Missing=*]		
Statistics [NW/ W]	[Valid=34188 /-] [Invalid=0 /-]		
Literal question	Has the patient had another operation?		
Value	Label	Cases	Percentage
1	Yes	620	1.8%
2	No	873	2.6%
3	Not Known	29	0.1%
NULL		32666	95.5%
<i>Warning: these figures indicate the number of cases found in the data file. They cannot be interpreted as summary statistics of the population of interest.</i>			
# surg_date_4: Surgery Date 4			
Information	[Type= discrete] [Format=character] [Missing=*]		
Statistics [NW/ W]	[Valid=34188 /-] [Invalid=0 /-]		
# op_4__1: Operation 4_1			
Information	[Type= discrete] [Format=character] [Missing=*]		
Statistics [NW/ W]	[Valid=34188 /-] [Invalid=0 /-]		
Pre-question	What was Operation 4?		
Literal question	1, Colectomy and ileostomy		
Value	Label	Cases	Percentage
0	No	34161	99.9%
1	Yes	27	0.1%
<i>Warning: these figures indicate the number of cases found in the data file. They cannot be interpreted as summary statistics of the population of interest.</i>			

# op_4_2: Operation 4_2			
Information	[Type= discrete] [Format=character] [Missing=*]		
Statistics [NW/ W]	[Valid=34188 /-] [Invalid=0 /-]		
Pre-question	What was Operation 4?		
Literal question	2, Colectomy and ileo-anal pouch		
Value	Label	Cases	Percentage
0	No	34185	100.0%
1	Yes	3	0.0%
<i>Warning: these figures indicate the number of cases found in the data file. They cannot be interpreted as summary statistics of the population of interest.</i>			

# op_4__3: Operation 4_3			
Information	[Type= discrete] [Format=character] [Missing=*]		
Statistics [NW/ W]	[Valid=34188 /-] [Invalid=0 /-]		
Pre-question	What was Operation 4?		
Literal question	3, Defunctioning ileostomy / colostomy		
Value	Label	Cases	Percentage
0	No	34171	100.0%
1	Yes	17	0.0%
<i>Warning: these figures indicate the number of cases found in the data file. They cannot be interpreted as summary statistics of the population of interest.</i>			
# op_4__4: Operation 4_4			
Information	[Type= discrete] [Format=character] [Missing=*]		
Statistics [NW/ W]	[Valid=34188 /-] [Invalid=0 /-]		
Pre-question	What was Operation 4?		
Literal question	4, Drainage of intra-abdominal abscess		
Value	Label	Cases	Percentage
0	No	34174	100.0%
1	Yes	14	0.0%
<i>Warning: these figures indicate the number of cases found in the data file. They cannot be interpreted as summary statistics of the population of interest.</i>			
# op_4__6: Operation 4_6			
Information	[Type= discrete] [Format=character] [Missing=*]		
Statistics [NW/ W]	[Valid=34188 /-] [Invalid=0 /-]		
Pre-question	What was Operation 4?		
Literal question	6, Ileal / jejunal resection		
Value	Label	Cases	Percentage
0	No	34115	99.8%
1	Yes	73	0.2%
<i>Warning: these figures indicate the number of cases found in the data file. They cannot be interpreted as summary statistics of the population of interest.</i>			
# op_4__7: Operation 4_7			
Information	[Type= discrete] [Format=character] [Missing=*]		
Statistics [NW/ W]	[Valid=34188 /-] [Invalid=0 /-]		
Pre-question	What was Operation 4?		
Literal question	7, Ileal / jejunal stricturoplasty		
Value	Label	Cases	Percentage
0	No	34177	100.0%
1	Yes	11	0.0%
<i>Warning: these figures indicate the number of cases found in the data file. They cannot be interpreted as summary statistics of the population of interest.</i>			
# op_4__8: Operation 4_8			
Information	[Type= discrete] [Format=character] [Missing=*]		
Statistics [NW/ W]	[Valid=34188 /-] [Invalid=0 /-]		
Pre-question	What was Operation 4?		
Literal question	8, Ileo-caecal resection (Right hemicolectomy)		

# op_4__8: Operation 4_8			
Value	Label	Cases	Percentage
0	No	34146	99.9%
1	Yes	42	0.1%
<i>Warning: these figures indicate the number of cases found in the data file. They cannot be interpreted as summary statistics of the population of interest.</i>			
# op_4__9: Operation 4_9			
Information	[Type= discrete] [Format=character] [Missing=*]		
Statistics [NW/ W]	[Valid=34188 /-] [Invalid=0 /-]		
Pre-question	What was Operation 4?		
Literal question	9, Partial colectomy		
Value	Label	Cases	Percentage
0	No	34175	100.0%
1	Yes	13	0.0%
<i>Warning: these figures indicate the number of cases found in the data file. They cannot be interpreted as summary statistics of the population of interest.</i>			
# op_4__10: Operation 4_10			
Information	[Type= discrete] [Format=character] [Missing=*]		
Statistics [NW/ W]	[Valid=34188 /-] [Invalid=0 /-]		
Pre-question	What was Operation 4?		
Literal question	10, Proctectomy		
Value	Label	Cases	Percentage
0	No	34168	99.9%
1	Yes	20	0.1%
<i>Warning: these figures indicate the number of cases found in the data file. They cannot be interpreted as summary statistics of the population of interest.</i>			
# op_4__11: Operation 4_11			
Information	[Type= discrete] [Format=character] [Missing=*]		
Statistics [NW/ W]	[Valid=34188 /-] [Invalid=0 /-]		
Pre-question	What was Operation 4?		
Literal question	11, Strictureplasty		
Value	Label	Cases	Percentage
0	No	34147	99.9%
1	Yes	41	0.1%
<i>Warning: these figures indicate the number of cases found in the data file. They cannot be interpreted as summary statistics of the population of interest.</i>			
# op_4__12: Operation 4_12			
Information	[Type= discrete] [Format=character] [Missing=*]		
Statistics [NW/ W]	[Valid=34188 /-] [Invalid=0 /-]		
Pre-question	What was Operation 4?		
Literal question	12, Insertion of seton suture		
Value	Label	Cases	Percentage
0	No	34118	99.8%
1	Yes	70	0.2%
<i>Warning: these figures indicate the number of cases found in the data file. They cannot be interpreted as summary statistics of the population of interest.</i>			
# op_4__13: Operation 4_13			
Information	[Type= discrete] [Format=character] [Missing=*]		

# op_4__13: Operation 4_13			
Statistics [NW/ W]	[Valid=34188 /-] [Invalid=0 /-]		
Pre-question	What was Operation 4?		
Literal question	13, Drainage of perianal abscess		
Value	Label	Cases	Percentage
0	No	34122	99.8%
1	Yes	66	0.2%
<i>Warning: these figures indicate the number of cases found in the data file. They cannot be interpreted as summary statistics of the population of interest.</i>			
# op_4__14: Operation 4_14			
Information	[Type= discrete] [Format=character] [Missing=*]		
Statistics [NW/ W]	[Valid=34188 /-] [Invalid=0 /-]		
Pre-question	What was Operation 4?		
Literal question	14, Perianal fistula repair		
Value	Label	Cases	Percentage
0	No	34151	99.9%
1	Yes	37	0.1%
<i>Warning: these figures indicate the number of cases found in the data file. They cannot be interpreted as summary statistics of the population of interest.</i>			
# op_4__16: Operation 4_16			
Information	[Type= discrete] [Format=character] [Missing=*]		
Statistics [NW/ W]	[Valid=34188 /-] [Invalid=0 /-]		
Pre-question	What was Operation 4?		
Literal question	16, Closure of stoma		
Value	Label	Cases	Percentage
0	No	34183	100.0%
1	Yes	5	0.0%
<i>Warning: these figures indicate the number of cases found in the data file. They cannot be interpreted as summary statistics of the population of interest.</i>			
# op_4__15: Operation 4_15			
Information	[Type= discrete] [Format=character] [Missing=*]		
Statistics [NW/ W]	[Valid=34188 /-] [Invalid=0 /-]		
Pre-question	What was Operation 4?		
Literal question	15, Other		
Value	Label	Cases	Percentage
0	No	33971	99.4%
1	Yes	217	0.6%
<i>Warning: these figures indicate the number of cases found in the data file. They cannot be interpreted as summary statistics of the population of interest.</i>			
# other_op_4: Operation 4 Other			
Information	[Type= discrete] [Format=character] [Missing=*]		
Statistics [NW/ W]	[Valid=34188 /-] [Invalid=0 /-]		
Pre-question	What was Operation 4?		
Literal question	What was the operation?		
# more_surgery_4: More surgery 4			
Information	[Type= discrete] [Format=character] [Missing=*]		

# more_surgery_4: More surgery 4			
Statistics [NW/ W]		[Valid=34188 /-] [Invalid=0 /-]	
Literal question		Has the patient had another operation?	
Value	Label	Cases	Percentage
1	Yes	267	0.8%
2	No	318	0.9%
3	Not Known	11	0.0%
NULL		33592	98.3%
<i>Warning: these figures indicate the number of cases found in the data file. They cannot be interpreted as summary statistics of the population of interest.</i>			
# surg_date_5: Surgery Date 5			
Information		[Type= discrete] [Format=character] [Missing=*]	
Statistics [NW/ W]		[Valid=34188 /-] [Invalid=0 /-]	
# op_5__1: Operation 5_1			
Information		[Type= discrete] [Format=character] [Missing=*]	
Statistics [NW/ W]		[Valid=34188 /-] [Invalid=0 /-]	
Pre-question		What was Operation 5?	
Literal question		1, Colectomy and ileostomy	
Value	Label	Cases	Percentage
0	No	34171	100.0%
1	Yes	17	0.0%
<i>Warning: these figures indicate the number of cases found in the data file. They cannot be interpreted as summary statistics of the population of interest.</i>			
# op_5__2: Operation 5_2			
Information		[Type= discrete] [Format=character] [Missing=*]	
Statistics [NW/ W]		[Valid=34188 /-] [Invalid=0 /-]	
Pre-question		What was Operation 5?	
Literal question		2, Colectomy and ileo-anal pouch	
Value	Label	Cases	Percentage
0	No	34187	100.0%
1	Yes	1	0.0%
<i>Warning: these figures indicate the number of cases found in the data file. They cannot be interpreted as summary statistics of the population of interest.</i>			
# op_5__3: Operation 5_3			
Information		[Type= discrete] [Format=character] [Missing=*]	
Statistics [NW/ W]		[Valid=34188 /-] [Invalid=0 /-]	
Pre-question		What was Operation 5?	
Literal question		3, Defunctioning ileostomy / colostomy	
Value	Label	Cases	Percentage
0	No	34176	100.0%
1	Yes	12	0.0%
<i>Warning: these figures indicate the number of cases found in the data file. They cannot be interpreted as summary statistics of the population of interest.</i>			
# op_5__4: Operation 5_4			
Information		[Type= discrete] [Format=character] [Missing=*]	
Statistics [NW/ W]		[Valid=34188 /-] [Invalid=0 /-]	

# op_5__4: Operation 5_4			
Pre-question	What was Operation 5?		
Literal question	4, Drainage of intra-abdominal abscess		
Value	Label	Cases	Percentage
0	No	34179	100.0%
1	Yes	9	0.0%
<i>Warning: these figures indicate the number of cases found in the data file. They cannot be interpreted as summary statistics of the population of interest.</i>			
# op_5__6: Operation 5_6			
Information	[Type= discrete] [Format=character] [Missing=*]		
Statistics [NW/ W]	[Valid=34188 /-] [Invalid=0 /-]		
Pre-question	What was Operation 5?		
Literal question	6, Ileal / jejunal resection		
Value	Label	Cases	Percentage
0	No	34160	99.9%
1	Yes	28	0.1%
<i>Warning: these figures indicate the number of cases found in the data file. They cannot be interpreted as summary statistics of the population of interest.</i>			
# op_5__7: Operation 5_7			
Information	[Type= discrete] [Format=character] [Missing=*]		
Statistics [NW/ W]	[Valid=34188 /-] [Invalid=0 /-]		
Pre-question	What was Operation 5?		
Literal question	7, Ileal / jejunal stricturoplasty		
Value	Label	Cases	Percentage
0	No	34182	100.0%
1	Yes	6	0.0%
<i>Warning: these figures indicate the number of cases found in the data file. They cannot be interpreted as summary statistics of the population of interest.</i>			
# op_5__8: Operation 5_8			
Information	[Type= discrete] [Format=character] [Missing=*]		
Statistics [NW/ W]	[Valid=34188 /-] [Invalid=0 /-]		
Pre-question	What was Operation 5?		
Literal question	8, Ileo-caecal resection (Right hemicolectomy)		
Value	Label	Cases	Percentage
0	No	34169	99.9%
1	Yes	19	0.1%
<i>Warning: these figures indicate the number of cases found in the data file. They cannot be interpreted as summary statistics of the population of interest.</i>			
# op_5__9: Operation 5_9			
Information	[Type= discrete] [Format=character] [Missing=*]		
Statistics [NW/ W]	[Valid=34188 /-] [Invalid=0 /-]		
Pre-question	What was Operation 5?		
Literal question	9, Partial colectomy		
Value	Label	Cases	Percentage
0	No	34184	100.0%
1	Yes	4	0.0%
<i>Warning: these figures indicate the number of cases found in the data file. They cannot be interpreted as summary statistics of the population of interest.</i>			

# op_5__10: Operation 5_10			
Information	[Type= discrete] [Format=character] [Missing=*]		
Statistics [NW/ W]	[Valid=34188 /-] [Invalid=0 /-]		
Pre-question	What was Operation 5?		
Literal question	10, Proctectomy		
Value	Label	Cases	Percentage
0	No	34182	100.0%
1	Yes	6	0.0%
<i>Warning: these figures indicate the number of cases found in the data file. They cannot be interpreted as summary statistics of the population of interest.</i>			
# op_5__11: Operation 5_11			
Information	[Type= discrete] [Format=character] [Missing=*]		
Statistics [NW/ W]	[Valid=34188 /-] [Invalid=0 /-]		
Pre-question	What was Operation 5?		
Literal question	11, Stricturoplasty		
Value	Label	Cases	Percentage
0	No	34173	100.0%
1	Yes	15	0.0%
<i>Warning: these figures indicate the number of cases found in the data file. They cannot be interpreted as summary statistics of the population of interest.</i>			
# op_5__12: Operation 5_12			
Information	[Type= discrete] [Format=character] [Missing=*]		
Statistics [NW/ W]	[Valid=34188 /-] [Invalid=0 /-]		
Pre-question	What was Operation 5?		
Literal question	12, Insertion of seton suture		
Value	Label	Cases	Percentage
0	No	34155	99.9%
1	Yes	33	0.1%
<i>Warning: these figures indicate the number of cases found in the data file. They cannot be interpreted as summary statistics of the population of interest.</i>			
# op_5__13: Operation 5_13			
Information	[Type= discrete] [Format=character] [Missing=*]		
Statistics [NW/ W]	[Valid=34188 /-] [Invalid=0 /-]		
Pre-question	What was Operation 5?		
Literal question	13, Drainage of perianal abscess		
Value	Label	Cases	Percentage
0	No	34157	99.9%
1	Yes	31	0.1%
<i>Warning: these figures indicate the number of cases found in the data file. They cannot be interpreted as summary statistics of the population of interest.</i>			
# op_5__14: Operation 5_14			
Information	[Type= discrete] [Format=character] [Missing=*]		
Statistics [NW/ W]	[Valid=34188 /-] [Invalid=0 /-]		
Pre-question	What was Operation 5?		
Literal question	14, Perianal fistula repair		

# op_5__14: Operation 5_14			
Value	Label	Cases	Percentage
0	No	34169	99.9%
1	Yes	19	0.1%
<i>Warning: these figures indicate the number of cases found in the data file. They cannot be interpreted as summary statistics of the population of interest.</i>			
# op_5__16: Operation 5_16			
Information	[Type= discrete] [Format=character] [Missing=*]		
Statistics [NW/ W]	[Valid=34188 /-] [Invalid=0 /-]		
Pre-question	What was Operation 5?		
Literal question	16, Closure of stoma		
Value	Label	Cases	Percentage
0	No	34184	100.0%
1	Yes	4	0.0%
<i>Warning: these figures indicate the number of cases found in the data file. They cannot be interpreted as summary statistics of the population of interest.</i>			
# op_5__15: Operation 5_15			
Information	[Type= discrete] [Format=character] [Missing=*]		
Statistics [NW/ W]	[Valid=34188 /-] [Invalid=0 /-]		
Pre-question	What was Operation 5?		
Literal question	15, Other		
Value	Label	Cases	Percentage
0	No	34099	99.7%
1	Yes	89	0.3%
<i>Warning: these figures indicate the number of cases found in the data file. They cannot be interpreted as summary statistics of the population of interest.</i>			
# other_op_5: Operation 5 Other			
Information	[Type= discrete] [Format=character] [Missing=*]		
Statistics [NW/ W]	[Valid=34188 /-] [Invalid=0 /-]		
Pre-question	What was Operation 5?		
Literal question	What was the operation?		
# stoma: Stoma			
Information	[Type= discrete] [Format=character] [Missing=*]		
Statistics [NW/ W]	[Valid=34188 /-] [Invalid=0 /-]		
Literal question	Does the patient currently have a stoma?		
Value	Label	Cases	Percentage
1	Yes	1332	3.9%
2	No	13865	40.6%
3	Not Known	468	1.4%
NULL		18523	54.2%
<i>Warning: these figures indicate the number of cases found in the data file. They cannot be interpreted as summary statistics of the population of interest.</i>			
# max_extent: Max extent			
Information	[Type= discrete] [Format=character] [Missing=*]		
Statistics [NW/ W]	[Valid=34188 /-] [Invalid=0 /-]		
Literal question	Maximum macroscopic extent ever		

max_extent: Max extent

Value	Label	Cases	Percentage
1	Rectum	2533	7.4%
2	Recto-sigmoid	4564	13.3%
3	< Splenic	2480	7.3%
4	< Hepatic	714	2.1%
5	Total	4494	13.1%
6	Unknown	1682	4.9%
NULL		17721	51.8%

Warning: these figures indicate the number of cases found in the data file. They cannot be interpreted as summary statistics of the population of interest.

max_extent_last: Max extent last assess

Information	[Type= discrete] [Format=character] [Missing=*]
Statistics [NW/ W]	[Valid=34188 /-] [Invalid=0 /-]
Literal question	Maximum macroscopic extent at last assessment

Value	Label	Cases	Percentage
1	Rectum	2946	8.6%
2	Recto-sigmoid	4310	12.6%
3	< Splenic	2127	6.2%
4	< Hepatic	578	1.7%
5	Total	2941	8.6%
6	Unknown	2062	6.0%
7	Quiescent / normal throughout	671	2.0%
NULL		18553	54.3%

Warning: these figures indicate the number of cases found in the data file. They cannot be interpreted as summary statistics of the population of interest.

colectomy: Colectomy

Information	[Type= discrete] [Format=character] [Missing=*]
Statistics [NW/ W]	[Valid=34188 /-] [Invalid=0 /-]
Literal question	Has the patient undergone surgical colectomy?

Value	Label	Cases	Percentage
1	Yes	900	2.6%
2	No	15044	44.0%
3	Not Known	128	0.4%
NULL		18116	53.0%

Warning: these figures indicate the number of cases found in the data file. They cannot be interpreted as summary statistics of the population of interest.

col_date: Colectomy date

Information	[Type= discrete] [Format=character] [Missing=*]
Statistics [NW/ W]	[Valid=34188 /-] [Invalid=0 /-]

ind_colectomy: Indication for colectomy

Information	[Type= discrete] [Format=character] [Missing=*]
Statistics [NW/ W]	[Valid=34188 /-] [Invalid=0 /-]











Value	Label	Cases	Percentage
1	Acute severe colitis	449	1.3%
2	Chronic continuous colitis	258	0.8%
3	Dysplasia	25	0.1%

# ind_colectomy: Indication for colectomy			
Value	Label	Cases	Percentage
4	Colorectal cancer	37	0.1%
5	Not known	108	0.3%
NULL		33311	97.4%
<i>Warning: these figures indicate the number of cases found in the data file. They cannot be interpreted as summary statistics of the population of interest.</i>			
# rectal_stump: Rectal stump			
Information	[Type= discrete] [Format=character] [Missing=*]		
Statistics [NW/ W]	[Valid=34188 /-] [Invalid=0 /-]		
Literal question	Does the patient still have a rectal stump in situ?		
Value	Label	Cases	Percentage
1	Yes	373	1.1%
2	No	338	1.0%
3	Not Known	127	0.4%
NULL		33350	97.5%
<i>Warning: these figures indicate the number of cases found in the data file. They cannot be interpreted as summary statistics of the population of interest.</i>			
# pouch: Pouch			
Information	[Type= discrete] [Format=character] [Missing=*]		
Statistics [NW/ W]	[Valid=34188 /-] [Invalid=0 /-]		
Literal question	Has the patient undergone reconstructive surgery with an ileo-anal pouch?		
Value	Label	Cases	Percentage
1	Yes	454	1.3%
2	No	378	1.1%
3	Not Known	44	0.1%
NULL		33312	97.4%
<i>Warning: these figures indicate the number of cases found in the data file. They cannot be interpreted as summary statistics of the population of interest.</i>			
# pouch_place: Pouch in place			
Information	[Type= discrete] [Format=character] [Missing=*]		
Statistics [NW/ W]	[Valid=34188 /-] [Invalid=0 /-]		
Literal question	Is the pouch still in place?		
Value	Label	Cases	Percentage
1	Yes	377	1.1%
2	No	26	0.1%
3	Not Known	11	0.0%
NULL		33774	98.8%
<i>Warning: these figures indicate the number of cases found in the data file. They cannot be interpreted as summary statistics of the population of interest.</i>			
# prim_scler_chol: Primary Sclerosing Cholangitis			
Information	[Type= discrete] [Format=character] [Missing=*]		
Statistics [NW/ W]	[Valid=34188 /-] [Invalid=0 /-]		
Literal question	Existing co-morbidity?		
Value	Label	Cases	Percentage
1	Yes	447	1.3%
2	No	32170	94.1%
3	Not Known	238	0.7%

# prim_scler_chol: Primary Sclerosing Cholangitis			
Value	Label	Cases	Percentage
NULL		1333	3.9%
<i>Warning: these figures indicate the number of cases found in the data file. They cannot be interpreted as summary statistics of the population of interest.</i>			
# enter_arth: Enteropathic arthritis			
Information	[Type= discrete] [Format=character] [Missing=*]		
Statistics [NW/ W]	[Valid=34188 /-] [Invalid=0 /-]		
Literal question	Existing co-morbidity?		
Value	Label	Cases	Percentage
1	Yes	1934	5.7%
2	No	30449	89.1%
3	Not Known	568	1.7%
NULL		1237	3.6%
<i>Warning: these figures indicate the number of cases found in the data file. They cannot be interpreted as summary statistics of the population of interest.</i>			
# ery_nodo: Erythema Nodosum			
Information	[Type= discrete] [Format=character] [Missing=*]		
Statistics [NW/ W]	[Valid=34188 /-] [Invalid=0 /-]		
Literal question	Existing co-morbidity?		
Value	Label	Cases	Percentage
1	Yes	611	1.8%
2	No	31997	93.6%
3	Not Known	256	0.7%
NULL		1324	3.9%
<i>Warning: these figures indicate the number of cases found in the data file. They cannot be interpreted as summary statistics of the population of interest.</i>			
# iritis: Iritis / Uveitis			
Information	[Type= discrete] [Format=character] [Missing=*]		
Statistics [NW/ W]	[Valid=34188 /-] [Invalid=0 /-]		
Literal question	Existing co-morbidity?		
Value	Label	Cases	Percentage
1	Yes	778	2.3%
2	No	31795	93.0%
3	Not Known	281	0.8%
NULL		1334	3.9%
<i>Warning: these figures indicate the number of cases found in the data file. They cannot be interpreted as summary statistics of the population of interest.</i>			
# oro_gran: Orofacial Granulomatosis (Oral Crohn's)			
Information	[Type= discrete] [Format=character] [Missing=*]		
Statistics [NW/ W]	[Valid=34188 /-] [Invalid=0 /-]		
Literal question	Existing co-morbidity?		
Value	Label	Cases	Percentage
1	Yes	415	1.2%
2	No	32188	94.1%
3	Not Known	242	0.7%
NULL		1343	3.9%
<i>Warning: these figures indicate the number of cases found in the data file. They cannot be interpreted as summary statistics of the population of interest.</i>			

# psori: Psoriasis			
Information	[Type= discrete] [Format=character] [Missing=*]		
Statistics [NW/ W]	[Valid=34188 /-] [Invalid=0 /-]		
Literal question	Existing co-morbidity?		
Value	Label	Cases	Percentage
1	Yes	1571	4.6%
2	No	31059	90.8%
3	Not Known	240	0.7%
NULL		1318	3.9%
<i>Warning: these figures indicate the number of cases found in the data file. They cannot be interpreted as summary statistics of the population of interest.</i>			
# ank_spond: Ankylosing Spondylitis			
Information	[Type= discrete] [Format=character] [Missing=*]		
Statistics [NW/ W]	[Valid=34188 /-] [Invalid=0 /-]		
Literal question	Existing co-morbidity?		
Value	Label	Cases	Percentage
1	Yes	669	2.0%
2	No	31913	93.3%
3	Not Known	259	0.8%
NULL		1347	3.9%
<i>Warning: these figures indicate the number of cases found in the data file. They cannot be interpreted as summary statistics of the population of interest.</i>			
# mult_scler: Multiple Sclerosis			
Information	[Type= discrete] [Format=character] [Missing=*]		
Statistics [NW/ W]	[Valid=34188 /-] [Invalid=0 /-]		
Literal question	Existing co-morbidity?		
Value	Label	Cases	Percentage
1	Yes	71	0.2%
2	No	32531	95.2%
3	Not Known	164	0.5%
NULL		1422	4.2%
<i>Warning: these figures indicate the number of cases found in the data file. They cannot be interpreted as summary statistics of the population of interest.</i>			
# lymphoma: Lymphoma			
Information	[Type= discrete] [Format=character] [Missing=*]		
Statistics [NW/ W]	[Valid=34188 /-] [Invalid=0 /-]		
Literal question	Existing co-morbidity?		
Value	Label	Cases	Percentage
1	Yes	108	0.3%
2	No	32467	95.0%
3	Not Known	228	0.7%
NULL		1385	4.1%
<i>Warning: these figures indicate the number of cases found in the data file. They cannot be interpreted as summary statistics of the population of interest.</i>			

# lymph_date: Lymphoma date of diagnosis			
Information	[Type= discrete] [Format=character] [Missing=*]		
Statistics [NW/ W]	[Valid=34188 /-] [Invalid=0 /-]		
Literal question	Lymphoma date of diagnosis If only month and year known enter as 01/"month"/"year" If only year known enter as 01/07/"year"		
# other_malign: Other malignancy			
Information	[Type= discrete] [Format=character] [Missing=*]		
Statistics [NW/ W]	[Valid=34188 /-] [Invalid=0 /-]		
Literal question	Existing co-morbidity?		
Value	Label	Cases	Percentage
1	Yes	1338	3.9%
2	No	29764	87.1%
3	Not Known	164	0.5%
NULL		2922	8.5%
<i>Warning: these figures indicate the number of cases found in the data file. They cannot be interpreted as summary statistics of the population of interest.</i>			
# lym_type: Malignancy type			
Information	[Type= discrete] [Format=character] [Missing=*]		
Statistics [NW/ W]	[Valid=34188 /-] [Invalid=0 /-]		
Literal question	What type of other malignancy		
# malign_date: Malignancy date			
Information	[Type= discrete] [Format=character] [Missing=*]		
Statistics [NW/ W]	[Valid=34188 /-] [Invalid=0 /-]		
Literal question	Other malignancy date of diagnosis		
# ser_infect: Serious infections			
Information	[Type= discrete] [Format=character] [Missing=*]		
Statistics [NW/ W]	[Valid=34188 /-] [Invalid=0 /-]		
Literal question	Existing co-morbidity?		
Value	Label	Cases	Percentage
1	Yes	1616	4.7%
2	No	30936	90.5%
3	Not Known	272	0.8%
NULL		1364	4.0%
<i>Warning: these figures indicate the number of cases found in the data file. They cannot be interpreted as summary statistics of the population of interest.</i>			
# ser_infect_type: Serious infection type			
Information	[Type= discrete] [Format=character] [Missing=*]		
Statistics [NW/ W]	[Valid=34188 /-] [Invalid=0 /-]		
Literal question	Serious infection type (E.G. TB, pneumonia)		
# ser_infect_date: Serious Infection date			
Information	[Type= discrete] [Format=character] [Missing=*]		
Statistics [NW/ W]	[Valid=34188 /-] [Invalid=0 /-]		
Literal question	Serious Infection date of diagnosis If only month and year known enter as 01/"month"/"year" If only year known enter as 01/07/"year"		

# other: Other			
Information	[Type= discrete] [Format=character] [Missing=*]		
Statistics [NW/ W]	[Valid=34188 /-] [Invalid=0 /-]		
Pre-question	Serious infection type		
Literal question	Other		
Value	Label	Cases	Percentage
1		2373	 6.9%
2		28465	 83.3%
3		258	 0.8%
NULL		3092	 9.0%
<i>Warning: these figures indicate the number of cases found in the data file. They cannot be interpreted as summary statistics of the population of interest.</i>			
# other_type: Other type			
Information	[Type= discrete] [Format=character] [Missing=*]		
Statistics [NW/ W]	[Valid=34188 /-]		
Pre-question	Please state any other extra-intestinal manifestations of IBD or other inflammatory / auto-immune diseases		
Literal question	Please list the others		
# drug_name_start__14: Thiopurine			
Information	[Type= discrete] [Format=character] [Missing=*]		
Statistics [NW/ W]	[Valid=34188 /-] [Invalid=0 /-]		
Pre-question	Please indicate which of these drugs the patient has taken		
Literal question	14, Thiopurine (Azathioprine or Mercaptopurine)		
Value	Label	Cases	Percentage
0	No	14545	 42.5%
1	Yes	19643	 57.5%
<i>Warning: these figures indicate the number of cases found in the data file. They cannot be interpreted as summary statistics of the population of interest.</i>			
# drug_name_start__10: Methotrexate			
Information	[Type= discrete] [Format=character] [Missing=*]		
Statistics [NW/ W]	[Valid=34188 /-] [Invalid=0 /-]		
Pre-question	Please indicate which of these drugs the patient has taken		
Literal question	10, Methotrexate		
Value	Label	Cases	Percentage
0	No	31333	 91.6%
1	Yes	2855	 8.4%
<i>Warning: these figures indicate the number of cases found in the data file. They cannot be interpreted as summary statistics of the population of interest.</i>			
# drug_name_start__5: Ciclosporin			
Information	[Type= discrete] [Format=character] [Missing=*]		
Statistics [NW/ W]	[Valid=34188 /-] [Invalid=0 /-]		
Pre-question	Please indicate which of these drugs the patient has taken		
Literal question	5, Ciclosporin		
Value	Label	Cases	Percentage
0	No	33684	 98.5%
1	Yes	504	 1.5%
<i>Warning: these figures indicate the number of cases found in the data file. They cannot be interpreted as summary statistics of the population of interest.</i>			

# drug_name_start__4: Infliximab			
Information	[Type= discrete] [Format=character] [Missing=*]		
Statistics [NW/ W]	[Valid=34188 /-] [Invalid=0 /-]		
Pre-question	Please indicate which of these drugs the patient has taken		
Literal question	4, Infliximab		
Value	Label	Cases	Percentage
0	No	25346	74.1%
1	Yes	8842	25.9%
<i>Warning: these figures indicate the number of cases found in the data file. They cannot be interpreted as summary statistics of the population of interest.</i>			
# drug_name_start__6: Adalimumab			
Information	[Type= discrete] [Format=character] [Missing=*]		
Statistics [NW/ W]	[Valid=34188 /-] [Invalid=0 /-]		
Pre-question	Please indicate which of these drugs the patient has taken		
Literal question	6, Adalimumab		
Value	Label	Cases	Percentage
0	No	28028	82.0%
1	Yes	6160	18.0%
<i>Warning: these figures indicate the number of cases found in the data file. They cannot be interpreted as summary statistics of the population of interest.</i>			
# drug_name_start__7: Golimumab			
Information	[Type= discrete] [Format=character] [Missing=*]		
Statistics [NW/ W]	[Valid=34188 /-] [Invalid=0 /-]		
Pre-question	Please indicate which of these drugs the patient has taken		
Literal question	7, Golimumab		
Value	Label	Cases	Percentage
0	No	33935	99.3%
1	Yes	253	0.7%
<i>Warning: these figures indicate the number of cases found in the data file. They cannot be interpreted as summary statistics of the population of interest.</i>			
# drug_name_start__11: Vedolizumab			
Information	[Type= discrete] [Format=character] [Missing=*]		
Statistics [NW/ W]	[Valid=34188 /-] [Invalid=0 /-]		
Pre-question	Please indicate which of these drugs the patient has taken		
Literal question	11, Vedolizumab		
Value	Label	Cases	Percentage
0	No	31934	93.4%
1	Yes	2254	6.6%
<i>Warning: these figures indicate the number of cases found in the data file. They cannot be interpreted as summary statistics of the population of interest.</i>			
# drug_name_start__15: Ustekinumab			
Information	[Type= discrete] [Format=character] [Missing=*]		
Statistics [NW/ W]	[Valid=34188 /-] [Invalid=0 /-]		
Pre-question	Please indicate which of these drugs the patient has taken		
Literal question	15, Ustekinumab		

# drug_name_start__15: Ustekinumab			
Value	Label	Cases	Percentage
0	No	33543	98.1%
1	Yes	645	1.9%
<i>Warning: these figures indicate the number of cases found in the data file. They cannot be interpreted as summary statistics of the population of interest.</i>			
# drug_name_start__1: Mesalazine			
Information		[Type= discrete] [Format=character] [Missing=*]	
Statistics [NW/ W]		[Valid=34188 /-] [Invalid=0 /-]	
Pre-question		Please indicate which of these drugs the patient has taken	
Literal question		1, Mesalazine	
Value	Label	Cases	Percentage
0	No	13316	38.9%
1	Yes	20872	61.1%
<i>Warning: these figures indicate the number of cases found in the data file. They cannot be interpreted as summary statistics of the population of interest.</i>			
# drug_name_start__2: Oral steroids			
Information		[Type= discrete] [Format=character] [Missing=*]	
Statistics [NW/ W]		[Valid=34188 /-] [Invalid=0 /-]	
Pre-question		Please indicate which of these drugs the patient has taken	
Literal question		2, Oral steroids (prednisolone or budesonide)	
Value	Label	Cases	Percentage
0	No	13646	39.9%
1	Yes	20542	60.1%
<i>Warning: these figures indicate the number of cases found in the data file. They cannot be interpreted as summary statistics of the population of interest.</i>			
# drug_name_start__3: IV steroids			
Information		[Type= discrete] [Format=character] [Missing=*]	
Statistics [NW/ W]		[Valid=34188 /-] [Invalid=0 /-]	
Pre-question		Please indicate which of these drugs the patient has taken	
Literal question		3, IV steroids	
Value	Label	Cases	Percentage
0	No	29941	87.6%
1	Yes	4247	12.4%
<i>Warning: these figures indicate the number of cases found in the data file. They cannot be interpreted as summary statistics of the population of interest.</i>			
# drug_name_start__16: Tofacitinib			
Information		[Type= discrete] [Format=character] [Missing=*]	
Statistics [NW/ W]		[Valid=34188 /-] [Invalid=0 /-]	
Pre-question		Please indicate which of these drugs the patient has taken	
Literal question		16, Tofacitinib	
Value	Label	Cases	Percentage
0	No	34110	99.8%
1	Yes	78	0.2%
<i>Warning: these figures indicate the number of cases found in the data file. They cannot be interpreted as summary statistics of the population of interest.</i>			
# drug_name_start__12: Other			
Information		[Type= discrete] [Format=character] [Missing=*]	

# drug_name_start__12: Other			
Statistics [NW/ W]	[Valid=34188 /-] [Invalid=0 /-]		
Pre-question	Please indicate which of these drugs the patient has taken		
Literal question	12, Other		
Value	Label	Cases	Percentage
0	No	29149	85.3%
1	Yes	5039	14.7%
<i>Warning: these figures indicate the number of cases found in the data file. They cannot be interpreted as summary statistics of the population of interest.</i>			
# drug_name_start__13: None			
Information	[Type= discrete] [Format=character] [Missing=*]		
Statistics [NW/ W]	[Valid=34188 /-] [Invalid=0 /-]		
Pre-question	Please indicate which of these drugs the patient has taken		
Literal question	13, None		
Value	Label	Cases	Percentage
0	No	33422	97.8%
1	Yes	766	2.2%
<i>Warning: these figures indicate the number of cases found in the data file. They cannot be interpreted as summary statistics of the population of interest.</i>			
# thiopurine__1: Thiopurine_Azathioprine			
Information	[Type= discrete] [Format=character] [Missing=*]		
Statistics [NW/ W]	[Valid=34188 /-] [Invalid=0 /-]		
Pre-question	Thiopurine (Azathioprine or Mercaptopurine) Which of the two drugs did the patient take?		
Literal question	1, Azathioprine		
Value	Label	Cases	Percentage
0	No	15794	46.2%
1	Yes	18394	53.8%
<i>Warning: these figures indicate the number of cases found in the data file. They cannot be interpreted as summary statistics of the population of interest.</i>			
# thiopurine__2: Thiopurine_Mercaptopurine			
Information	[Type= discrete] [Format=character] [Missing=*]		
Statistics [NW/ W]	[Valid=34188 /-] [Invalid=0 /-]		
Pre-question	Thiopurine (Azathioprine or Mercaptopurine) Which of the two drugs did the patient take?		
Literal question	2, Mercaptopurine		
Value	Label	Cases	Percentage
0	No	29704	86.9%
1	Yes	4484	13.1%
<i>Warning: these figures indicate the number of cases found in the data file. They cannot be interpreted as summary statistics of the population of interest.</i>			
# thiopurine__3: Thiopurine_Not sure			
Information	[Type= discrete] [Format=character] [Missing=*]		
Statistics [NW/ W]	[Valid=34188 /-] [Invalid=0 /-]		
Pre-question	Thiopurine (Azathioprine or Mercaptopurine) Which of the two drugs did the patient take?		
Literal question	3, Not sure		

# thiopurine__3: Thiopurine_Not sure			
Value	Label	Cases	Percentage
0	No	34124	99.8%
1	Yes	64	0.2%
<i>Warning: these figures indicate the number of cases found in the data file. They cannot be interpreted as summary statistics of the population of interest.</i>			
# allopurinol: Thiopurine_Allopurinol			
Information	[Type= discrete] [Format=character] [Missing=*]		
Statistics [NW/ W]	[Valid=34188 /-] [Invalid=0 /-]		
Literal question	Has the patient ever been tried on low dose thiopurine and allopurinol? (for example if developed side effects)		
Value	Label	Cases	Percentage
1	Yes	1198	3.5%
2	No	10175	29.8%
3	Not Known	4587	13.4%
NULL		18228	53.3%
<i>Warning: these figures indicate the number of cases found in the data file. They cannot be interpreted as summary statistics of the population of interest.</i>			
# aza_start_date: Azathioprine Start Year			
Information	[Type= discrete] [Format=character] [Missing=*]		
Statistics [NW/ W]	[Valid=34188 /-] [Invalid=0 /-]		
Pre-question	Azathioprine		
Literal question	Year of starting Azathioprine		
# curr_on_aza: Azathioprine Currently			
Information	[Type= discrete] [Format=character] [Missing=*]		
Statistics [NW/ W]	[Valid=34188 /-] [Invalid=0 /-]		
Pre-question	Azathioprine		
Literal question	Is the patient currently on Azathioprine?		
Value	Label	Cases	Percentage
1	Yes	7826	22.9%
2	No	10120	29.6%
3	Not Known	245	0.7%
NULL		15997	46.8%
<i>Warning: these figures indicate the number of cases found in the data file. They cannot be interpreted as summary statistics of the population of interest.</i>			
# aza_stop_date: Azathioprine Stop Year			
Information	[Type= discrete] [Format=character] [Missing=*]		
Statistics [NW/ W]	[Valid=34188 /-] [Invalid=0 /-]		
Pre-question	Azathioprine		
Literal question	Year of stopping Azathioprine		
# aza_work: Azathioprine Worked			
Information	[Type= discrete] [Format=character] [Missing=*]		
Statistics [NW/ W]	[Valid=34188 /-] [Invalid=0 /-]		
Pre-question	Azathioprine		
Literal question	Has Azathioprine worked? (Based on global physician assessment; 'therapeutic dose' means >2mg/kg or 6TG level >230 - can include patients on low dose aza + allopurinol)		

# aza_work: Azathioprine Worked			
Value	Label	Cases	Percentage
1	Yes	7580	22.2%
2	Unable to assess (unable to tolerate)	4512	13.2%
3	Worked for >12 months then lost response	921	2.7%
5	Not known (e.g. started anti-TNF at same time, partial response only)	1930	5.6%
6	Unable to assess (on therapeutic dose < 4 months)	899	2.6%
7	No (on therapeutic dose >4 months - did not work)	1342	3.9%
8	Worked for < 12 months then lost response	294	0.9%
NULL		16710	48.9%
<i>Warning: these figures indicate the number of cases found in the data file. They cannot be interpreted as summary statistics of the population of interest.</i>			
# ad_eve_aza: Azathioprine Adverse Event			
Information	[Type= discrete] [Format=character] [Missing=*]		
Statistics [NW/ W]	[Valid=34188 /-] [Invalid=0 /-]		
Pre-question	Azathioprine		
Literal question	Did the patient have a significant adverse reaction to Azathioprine requiring Rx cessation or dose reduction?		
Value	Label	Cases	Percentage
1	Yes	6594	19.3%
2	No	9206	26.9%
3	Not Known	1388	4.1%
NULL		17000	49.7%
<i>Warning: these figures indicate the number of cases found in the data file. They cannot be interpreted as summary statistics of the population of interest.</i>			
# adv_eve_tye_aza__1: Aza Adv Event: Abdominal pain			
Information	[Type= discrete] [Format=character] [Missing=*]		
Statistics [NW/ W]	[Valid=34188 /-] [Invalid=0 /-]		
Pre-question	Adverse reaction to Azathioprine		
Literal question	1, Abdominal pain		
Value	Label	Cases	Percentage
0	No	33725	98.6%
1	Yes	463	1.4%
<i>Warning: these figures indicate the number of cases found in the data file. They cannot be interpreted as summary statistics of the population of interest.</i>			
# adv_eve_tye_aza__2: Aza Adv Event: Anaemia			
Information	[Type= discrete] [Format=character] [Missing=*]		
Statistics [NW/ W]	[Valid=34188 /-] [Invalid=0 /-]		
Pre-question	Adverse reaction to Azathioprine		
Literal question	2, Anaemia		
Value	Label	Cases	Percentage
0	No	34126	99.8%
1	Yes	62	0.2%
<i>Warning: these figures indicate the number of cases found in the data file. They cannot be interpreted as summary statistics of the population of interest.</i>			
# adv_eve_tye_aza__3: Aza Adv Event: Anaphylaxis			
Information	[Type= discrete] [Format=character] [Missing=*]		
Statistics [NW/ W]	[Valid=34188 /-] [Invalid=0 /-]		

# adv_eve_tye_aza__3: Aza Adv Event: Anaphylaxis			
Pre-question	Adverse reaction to Azathioprine		
Literal question	3, Anaphylaxis or anaphylactoid reaction		
Value	Label	Cases	Percentage
0	No	34154	99.9%
1	Yes	34	0.1%
<i>Warning: these figures indicate the number of cases found in the data file. They cannot be interpreted as summary statistics of the population of interest.</i>			
# adv_eve_tye_aza__10: Aza Adv Event: Could not tolerate			
Information	[Type= discrete] [Format=character] [Missing=*]		
Statistics [NW/ W]	[Valid=34188 /-] [Invalid=0 /-]		
Pre-question	Adverse reaction to Azathioprine		
Literal question	10, Could not tolerate		
Value	Label	Cases	Percentage
0	No	33723	98.6%
1	Yes	465	1.4%
<i>Warning: these figures indicate the number of cases found in the data file. They cannot be interpreted as summary statistics of the population of interest.</i>			
# adv_eve_tye_aza__11: Aza Adv Event: Demyelination			
Information	[Type= discrete] [Format=character] [Missing=*]		
Statistics [NW/ W]	[Valid=34188 /-] [Invalid=0 /-]		
Pre-question	Adverse reaction to Azathioprine		
Literal question	11, Demyelination or other neurological symptoms		
Value	Label	Cases	Percentage
0	No	34183	100.0%
1	Yes	5	0.0%
<i>Warning: these figures indicate the number of cases found in the data file. They cannot be interpreted as summary statistics of the population of interest.</i>			
# adv_eve_tye_aza__13: Aza Adv Event: Diarrhoea			
Information	[Type= discrete] [Format=character] [Missing=*]		
Statistics [NW/ W]	[Valid=34188 /-] [Invalid=0 /-]		
Pre-question	Adverse reaction to Azathioprine		
Literal question	13, Diarrhoea		
Value	Label	Cases	Percentage
0	No	33999	99.4%
1	Yes	189	0.6%
<i>Warning: these figures indicate the number of cases found in the data file. They cannot be interpreted as summary statistics of the population of interest.</i>			
# adv_eve_tye_aza__14: Aza Adv Event: Deranged LFTs			
Information	[Type= discrete] [Format=character] [Missing=*]		
Statistics [NW/ W]	[Valid=34188 /-] [Invalid=0 /-]		
Pre-question	Adverse reaction to Azathioprine		
Literal question	14, Deranged LFTs		
Value	Label	Cases	Percentage
0	No	33270	97.3%
1	Yes	918	2.7%
<i>Warning: these figures indicate the number of cases found in the data file. They cannot be interpreted as summary statistics of the population of interest.</i>			

# adv_eve_tye_aza__17: Aza Adv Event: Exacerbation			
Information	[Type= discrete] [Format=character] [Missing=*]		
Statistics [NW/ W]	[Valid=34188 /-] [Invalid=0 /-]		
Pre-question	Adverse reaction to Azathioprine		
Literal question	17, Exacerbation of IBD symptoms		
Value	Label	Cases	Percentage
0	No	34113	99.8%
1	Yes	75	0.2%
<i>Warning: these figures indicate the number of cases found in the data file. They cannot be interpreted as summary statistics of the population of interest.</i>			
# adv_eve_tye_aza__16: Aza Adv Event: Fever			
Information	[Type= discrete] [Format=character] [Missing=*]		
Statistics [NW/ W]	[Valid=34188 /-] [Invalid=0 /-]		
Pre-question	Adverse reaction to Azathioprine		
Literal question	16, Fever		
Value	Label	Cases	Percentage
0	No	34062	99.6%
1	Yes	126	0.4%
<i>Warning: these figures indicate the number of cases found in the data file. They cannot be interpreted as summary statistics of the population of interest.</i>			
# adv_eve_tye_aza__35: Aza Adv Event: Flu-like symptoms			
Information	[Type= discrete] [Format=character] [Missing=*]		
Statistics [NW/ W]	[Valid=34188 /-] [Invalid=0 /-]		
Pre-question	Adverse reaction to Azathioprine		
Literal question	35, Flu-like symptoms		
Value	Label	Cases	Percentage
0	No	33772	98.8%
1	Yes	416	1.2%
<i>Warning: these figures indicate the number of cases found in the data file. They cannot be interpreted as summary statistics of the population of interest.</i>			
# adv_eve_tye_aza__5: Aza Adv Event: Joint pain			
Information	[Type= discrete] [Format=character] [Missing=*]		
Statistics [NW/ W]	[Valid=34188 /-] [Invalid=0 /-]		
Pre-question	Adverse reaction to Azathioprine		
Literal question	5, Joint pain		
Value	Label	Cases	Percentage
0	No	33811	98.9%
1	Yes	377	1.1%
<i>Warning: these figures indicate the number of cases found in the data file. They cannot be interpreted as summary statistics of the population of interest.</i>			
# adv_eve_tye_aza__22: Aza Adv Event: Leucopaenia			
Information	[Type= discrete] [Format=character] [Missing=*]		
Statistics [NW/ W]	[Valid=34188 /-] [Invalid=0 /-]		
Pre-question	Adverse reaction to Azathioprine		
Literal question	22, Leucopaenia		

# adv_eve_tye_aza__22: Aza Adv Event: Leucopaenia			
Value	Label	Cases	Percentage
0	No	33825	98.9%
1	Yes	363	1.1%
<i>Warning: these figures indicate the number of cases found in the data file. They cannot be interpreted as summary statistics of the population of interest.</i>			
# adv_eve_tye_aza__18: Aza Adv Event: Malaise			
Information		[Type= discrete] [Format=character] [Missing=*]	
Statistics [NW/ W]		[Valid=34188 /-] [Invalid=0 /-]	
Pre-question		Adverse reaction to Azathioprine	
Literal question		18, Malaise	
Value	Label	Cases	Percentage
0	No	33918	99.2%
1	Yes	270	0.8%
<i>Warning: these figures indicate the number of cases found in the data file. They cannot be interpreted as summary statistics of the population of interest.</i>			
# adv_eve_tye_aza__23: Aza Adv Event: Nausea			
Information		[Type= discrete] [Format=character] [Missing=*]	
Statistics [NW/ W]		[Valid=34188 /-] [Invalid=0 /-]	
Pre-question		Adverse reaction to Azathioprine	
Literal question		23, Nausea	
Value	Label	Cases	Percentage
0	No	32219	94.2%
1	Yes	1969	5.8%
<i>Warning: these figures indicate the number of cases found in the data file. They cannot be interpreted as summary statistics of the population of interest.</i>			
# adv_eve_tye_aza__24: Aza Adv Event: Neutropaenia			
Information		[Type= discrete] [Format=character] [Missing=*]	
Statistics [NW/ W]		[Valid=34188 /-] [Invalid=0 /-]	
Pre-question		Adverse reaction to Azathioprine	
Literal question		24, Neutropaenia	
Value	Label	Cases	Percentage
0	No	33867	99.1%
1	Yes	321	0.9%
<i>Warning: these figures indicate the number of cases found in the data file. They cannot be interpreted as summary statistics of the population of interest.</i>			
# adv_eve_tye_aza__25: Aza Adv Event: None			
Information		[Type= discrete] [Format=character] [Missing=*]	
Statistics [NW/ W]		[Valid=34188 /-] [Invalid=0 /-]	
Pre-question		Adverse reaction to Azathioprine	
Literal question		25, None	
Value	Label	Cases	Percentage
0	No	34179	100.0%
1	Yes	9	0.0%
<i>Warning: these figures indicate the number of cases found in the data file. They cannot be interpreted as summary statistics of the population of interest.</i>			
# adv_eve_tye_aza__27: Aza Adv Event: Pancreatitis			
Information		[Type= discrete] [Format=character] [Missing=*]	

# adv_eve_tye_aza_27: Aza Adv Event: Pancreatitis			
Statistics [NW/ W]		[Valid=34188 /-] [Invalid=0 /-]	
Pre-question		Adverse reaction to Azathioprine	
Literal question		27, Pancreatitis	
Value	Label	Cases	Percentage
0	No	33737	98.7%
1	Yes	451	1.3%
<i>Warning: these figures indicate the number of cases found in the data file. They cannot be interpreted as summary statistics of the population of interest.</i>			
# adv_eve_tye_aza_28: Aza Adv Event: Pancytopenia			
Information		[Type= discrete] [Format=character] [Missing=*]	
Statistics [NW/ W]		[Valid=34188 /-] [Invalid=0 /-]	
Pre-question		Adverse reaction to Azathioprine	
Literal question		28, Pancytopenia	
Value	Label	Cases	Percentage
0	No	34158	99.9%
1	Yes	30	0.1%
<i>Warning: these figures indicate the number of cases found in the data file. They cannot be interpreted as summary statistics of the population of interest.</i>			

# adv_eve_tye_aza__30: Aza Adv Event: Rash			
Information	[Type= discrete] [Format=character] [Missing=*]		
Statistics [NW/ W]	[Valid=34188 /-] [Invalid=0 /-]		
Pre-question	Adverse reaction to Azathioprine		
Literal question	30, Rash		
Value	Label	Cases	Percentage
0	No	33828	98.9%
1	Yes	360	1.1%
<i>Warning: these figures indicate the number of cases found in the data file. They cannot be interpreted as summary statistics of the population of interest.</i>			
# adv_eve_tye_aza__31: Aza Adv Event: Sepsis			
Information	[Type= discrete] [Format=character] [Missing=*]		
Statistics [NW/ W]	[Valid=34188 /-] [Invalid=0 /-]		
Pre-question	Adverse reaction to Azathioprine		
Literal question	31, Sepsis		
Value	Label	Cases	Percentage
0	No	34167	99.9%
1	Yes	21	0.1%
<i>Warning: these figures indicate the number of cases found in the data file. They cannot be interpreted as summary statistics of the population of interest.</i>			
# adv_eve_tye_aza__32: Aza Adv Event: Thrombocytopenia			
Information	[Type= discrete] [Format=character] [Missing=*]		
Statistics [NW/ W]	[Valid=34188 /-] [Invalid=0 /-]		
Pre-question	Adverse reaction to Azathioprine		
Literal question	32, Thrombocytopenia		
Value	Label	Cases	Percentage
0	No	34164	99.9%
1	Yes	24	0.1%
<i>Warning: these figures indicate the number of cases found in the data file. They cannot be interpreted as summary statistics of the population of interest.</i>			
# adv_eve_tye_aza__34: Aza Adv Event: Other			
Information	[Type= discrete] [Format=character] [Missing=*]		
Statistics [NW/ W]	[Valid=34188 /-] [Invalid=0 /-]		
Pre-question	Adverse reaction to Azathioprine		
Literal question	34, Other		
Value	Label	Cases	Percentage
0	No	32669	95.6%
1	Yes	1519	4.4%
<i>Warning: these figures indicate the number of cases found in the data file. They cannot be interpreted as summary statistics of the population of interest.</i>			
# adv_eve_tye_aza__36: Aza Adv Event: Not known			
Information	[Type= discrete] [Format=character] [Missing=*]		
Statistics [NW/ W]	[Valid=34188 /-] [Invalid=0 /-]		
Pre-question	Adverse reaction to Azathioprine		
Literal question	36, Not known		

# adv_eve_tye_aza__36: Aza Adv Event: Not known			
Value	Label	Cases	Percentage
0	No	33941	99.3%
1	Yes	247	0.7%
<i>Warning: these figures indicate the number of cases found in the data file. They cannot be interpreted as summary statistics of the population of interest.</i>			
# adv_eve_tye_aza__37: Aza Adv Event: Not available			
Information	[Type= discrete] [Format=character] [Missing=*]		
Statistics [NW/ W]	[Valid=34188 /-] [Invalid=0 /-]		
Pre-question	Adverse reaction to Azathioprine		
Literal question	37, Information not available		
Value	Label	Cases	Percentage
0	No	34126	99.8%
1	Yes	62	0.2%
<i>Warning: these figures indicate the number of cases found in the data file. They cannot be interpreted as summary statistics of the population of interest.</i>			
# adv_eve_tye_aza__38: Aza Adv Event: PRED4			
Information	[Type= discrete] [Format=character] [Missing=*]		
Statistics [NW/ W]	[Valid=34188 /-] [Invalid=0 /-]		
Pre-question	Adverse reaction to Azathioprine		
Literal question	38, In PRED4		
Value	Label	Cases	Percentage
0	No	34105	99.8%
1	Yes	83	0.2%
<i>Warning: these figures indicate the number of cases found in the data file. They cannot be interpreted as summary statistics of the population of interest.</i>			
# pred4_aza_identifier: pred4_aza_identifier			
Information	[Type= discrete] [Format=character] [Missing=*]		
Statistics [NW/ W]	[Valid=34188 /-] [Invalid=0 /-]		
# adv_eve_aza_oth: Aza Adv Event: Other			
Information	[Type= discrete] [Format=character] [Missing=*]		
Statistics [NW/ W]	[Valid=34188 /-] [Invalid=0 /-]		
Pre-question	Adverse reaction to Azathioprine		
Literal question	Other adverse events for Azathioprine		
# comments_aza: Azathioprine Comments			
Information	[Type= discrete] [Format=character] [Missing=*]		
Statistics [NW/ W]	[Valid=34111 /-]		
Pre-question	Azathioprine		
Literal question	Any other comments for Azathioprine		
# merc_start_date: Mercaptopurine Start Year			
Information	[Type= discrete] [Format=character] [Missing=*]		
Statistics [NW/ W]	[Valid=34188 /-] [Invalid=0 /-]		
Pre-question	Mercaptopurine		
Literal question	Year of starting Mercaptopurine		

# curr_on_merc: Mercaptopurine Currently			
Information	[Type= discrete] [Format=character] [Missing=*]		
Statistics [NW/ W]	[Valid=34188 /-] [Invalid=0 /-]		
Pre-question	Mercaptopurine		
Literal question	Is the patient currently on Mercaptopurine?		
Value	Label	Cases	Percentage
1	Yes	1757	5.1%
2	No	2615	7.6%
3	Not Known	54	0.2%
NULL		29762	87.1%
<i>Warning: these figures indicate the number of cases found in the data file. They cannot be interpreted as summary statistics of the population of interest.</i>			
# merc_stop_date: Mercaptopurine Stop Year			
Information	[Type= discrete] [Format=character] [Missing=*]		
Statistics [NW/ W]	[Valid=34188 /-] [Invalid=0 /-]		
Pre-question	Mercaptopurine		
Literal question	Year of stopping Mercaptopurine		
# merc_work: Mercaptopurine Worked			
Information	[Type= discrete] [Format=character] [Missing=*]		
Statistics [NW/ W]	[Valid=34188 /-] [Invalid=0 /-]		
Pre-question	Mercaptopurine		
Literal question	Has Mercaptopurine worked? (Based on global physician assessment; 'therapeutic dose' means >1mg/kg or 6TG level >230 - can include patients on low dose 6MP + allopurinol)		
Value	Label	Cases	Percentage
1	Yes	1564	4.6%
2	Unable to assess (unable to tolerate)	1340	3.9%
3	Worked for >12 months then lost response	190	0.6%
5	Not known (e.g. started anti-TNF at same time, partial response only)	530	1.6%
6	Unable to assess (on therapeutic dose < 4 months)	257	0.8%
7	No (on therapeutic dose >4 months - did not work)	268	0.8%
8	Worked for < 12 months then lost response	87	0.3%
NULL		29952	87.6%
<i>Warning: these figures indicate the number of cases found in the data file. They cannot be interpreted as summary statistics of the population of interest.</i>			
# ad_eve_merc: Mercaptopurine Adverse Events			
Information	[Type= discrete] [Format=character] [Missing=*]		
Statistics [NW/ W]	[Valid=34188 /-] [Invalid=0 /-]		
Pre-question	Mercaptopurine		
Literal question	Did the patient have a significant adverse event to Mercaptopurine requiring Rx cessation or dose reduction?		
Value	Label	Cases	Percentage
1	Yes	1763	5.2%
2	No	2001	5.9%
3	Not Known	325	1.0%
NULL		30099	88.0%
<i>Warning: these figures indicate the number of cases found in the data file. They cannot be interpreted as summary statistics of the population of interest.</i>			

# adv_eve_tye_merc__1: Merc Adv Event: Abdominal pain			
Information	[Type= discrete] [Format=character] [Missing=*]		
Statistics [NW/ W]	[Valid=34188 /-] [Invalid=0 /-]		
Pre-question	Mercaptopurine Adverse Events		
Literal question	1, Abdominal pain		
Value	Label	Cases	Percentage
0	No	34036	99.6%
1	Yes	152	0.4%
<i>Warning: these figures indicate the number of cases found in the data file. They cannot be interpreted as summary statistics of the population of interest.</i>			
# adv_eve_tye_merc__2: Merc Adv Event: Anaemia			
Information	[Type= discrete] [Format=character] [Missing=*]		
Statistics [NW/ W]	[Valid=34188 /-] [Invalid=0 /-]		
Pre-question	Mercaptopurine Adverse Events		
Literal question	2, Anaemia		
Value	Label	Cases	Percentage
0	No	34179	100.0%
1	Yes	9	0.0%
<i>Warning: these figures indicate the number of cases found in the data file. They cannot be interpreted as summary statistics of the population of interest.</i>			
# adv_eve_tye_merc__3: Merc Adv Event: Anaphylaxis			
Information	[Type= discrete] [Format=character] [Missing=*]		
Statistics [NW/ W]	[Valid=34188 /-] [Invalid=0 /-]		
Pre-question	Mercaptopurine Adverse Events		
Literal question	3, Anaphylaxis or anaphylactoid reaction		
Value	Label	Cases	Percentage
0	No	34179	100.0%
1	Yes	9	0.0%
<i>Warning: these figures indicate the number of cases found in the data file. They cannot be interpreted as summary statistics of the population of interest.</i>			
# adv_eve_tye_merc__10: Merc Adv Event: Could not tolerate			
Information	[Type= discrete] [Format=character] [Missing=*]		
Statistics [NW/ W]	[Valid=34188 /-] [Invalid=0 /-]		
Pre-question	Mercaptopurine Adverse Events		
Literal question	10, Could not tolerate		
Value	Label	Cases	Percentage
0	No	34039	99.6%
1	Yes	149	0.4%
<i>Warning: these figures indicate the number of cases found in the data file. They cannot be interpreted as summary statistics of the population of interest.</i>			
# adv_eve_tye_merc__11: Merc Adv Event: Demyelination			
Information	[Type= discrete] [Format=character] [Missing=*]		
Statistics [NW/ W]	[Valid=34188 /-] [Invalid=0 /-]		
Pre-question	Mercaptopurine Adverse Events		
Literal question	11, Demyelination or other neurological symptoms		

# adv_eve_tye_merc__11: Merc Adv Event: Demyelination			
Value	Label	Cases	Percentage
0	No	34184	100.0%
1	Yes	4	0.0%
<i>Warning: these figures indicate the number of cases found in the data file. They cannot be interpreted as summary statistics of the population of interest.</i>			
# adv_eve_tye_merc__13: Merc Adv Event: Diarrhoea			
Information		[Type= discrete] [Format=character] [Missing=*]	
Statistics [NW/ W]		[Valid=34188 /-] [Invalid=0 /-]	
Pre-question		Mercaptopurine Adverse Events	
Literal question		13, Diarrhoea	
Value	Label	Cases	Percentage
0	No	34129	99.8%
1	Yes	59	0.2%
<i>Warning: these figures indicate the number of cases found in the data file. They cannot be interpreted as summary statistics of the population of interest.</i>			
# adv_eve_tye_merc__14: Merc Adv Event: Deranged LFTs			
Information		[Type= discrete] [Format=character] [Missing=*]	
Statistics [NW/ W]		[Valid=34188 /-] [Invalid=0 /-]	
Pre-question		Mercaptopurine Adverse Events	
Literal question		14, Deranged LFTs	
Value	Label	Cases	Percentage
0	No	33973	99.4%
1	Yes	215	0.6%
<i>Warning: these figures indicate the number of cases found in the data file. They cannot be interpreted as summary statistics of the population of interest.</i>			
# adv_eve_tye_merc__17: Merc Adv Event: Exacerbation			
Information		[Type= discrete] [Format=character] [Missing=*]	
Statistics [NW/ W]		[Valid=34188 /-] [Invalid=0 /-]	
Pre-question		Mercaptopurine Adverse Events	
Literal question		17, Exacerbation of IBD symptoms	
Value	Label	Cases	Percentage
0	No	34171	100.0%
1	Yes	17	0.0%
<i>Warning: these figures indicate the number of cases found in the data file. They cannot be interpreted as summary statistics of the population of interest.</i>			
# adv_eve_tye_merc__16: Merc Adv Event: Fever			
Information		[Type= discrete] [Format=character] [Missing=*]	
Statistics [NW/ W]		[Valid=34188 /-] [Invalid=0 /-]	
Pre-question		Mercaptopurine Adverse Events	
Literal question		16, Fever	
Value	Label	Cases	Percentage
0	No	34150	99.9%
1	Yes	38	0.1%
<i>Warning: these figures indicate the number of cases found in the data file. They cannot be interpreted as summary statistics of the population of interest.</i>			
# adv_eve_tye_merc__35: Merc Adv Event: Flu-like symptoms			
Information		[Type= discrete] [Format=character] [Missing=*]	

# adv_eve_tye_merc__35: Merc Adv Event: Flu-like symptoms			
Statistics [NW/ W]	[Valid=34188 /-] [Invalid=0 /-]		
Pre-question	Mercaptopurine Adverse Events		
Literal question	35, Flu-like symptoms		
Value	Label	Cases	Percentage
0	No	34064	99.6%
1	Yes	124	0.4%
<i>Warning: these figures indicate the number of cases found in the data file. They cannot be interpreted as summary statistics of the population of interest.</i>			
# adv_eve_tye_merc__5: Merc Adv Event: Joint pain			
Information	[Type= discrete] [Format=character] [Missing=*]		
Statistics [NW/ W]	[Valid=34188 /-] [Invalid=0 /-]		
Pre-question	Mercaptopurine Adverse Events		
Literal question	5, Joint pain		
Value	Label	Cases	Percentage
0	No	34067	99.6%
1	Yes	121	0.4%
<i>Warning: these figures indicate the number of cases found in the data file. They cannot be interpreted as summary statistics of the population of interest.</i>			
# adv_eve_tye_merc__22: Merc Adv Event: Leucopaenia			
Information	[Type= discrete] [Format=character] [Missing=*]		
Statistics [NW/ W]	[Valid=34188 /-] [Invalid=0 /-]		
Pre-question	Mercaptopurine Adverse Events		
Literal question	22, Leucopaenia		
Value	Label	Cases	Percentage
0	No	34090	99.7%
1	Yes	98	0.3%
<i>Warning: these figures indicate the number of cases found in the data file. They cannot be interpreted as summary statistics of the population of interest.</i>			
# adv_eve_tye_merc__18: Merc Adv Event: Malaise			
Information	[Type= discrete] [Format=character] [Missing=*]		
Statistics [NW/ W]	[Valid=34188 /-] [Invalid=0 /-]		
Pre-question	Mercaptopurine Adverse Events		
Literal question	18, Malaise		
Value	Label	Cases	Percentage
0	No	34108	99.8%
1	Yes	80	0.2%
<i>Warning: these figures indicate the number of cases found in the data file. They cannot be interpreted as summary statistics of the population of interest.</i>			
# adv_eve_tye_merc__23: Merc Adv Event: Nausea			
Information	[Type= discrete] [Format=character] [Missing=*]		
Statistics [NW/ W]	[Valid=34188 /-] [Invalid=0 /-]		
Pre-question	Mercaptopurine Adverse Events		
Literal question	23, Nausea		
Value	Label	Cases	Percentage
0	No	33597	98.3%

# adv_eve_tye_merc__23: Merc Adv Event: Nausea			
Value	Label	Cases	Percentage
1	Yes	591	1.7%
<i>Warning: these figures indicate the number of cases found in the data file. They cannot be interpreted as summary statistics of the population of interest.</i>			
# adv_eve_tye_merc__24: Merc Adv Event: Neutropaenia			
Information	[Type= discrete] [Format=character] [Missing=*]		
Statistics [NW/ W]	[Valid=34188 /-] [Invalid=0 /-]		
Pre-question	Mercaptopurine Adverse Events		
Literal question	24, Neutropaenia		
Value	Label	Cases	Percentage
0	No	34087	99.7%
1	Yes	101	0.3%
<i>Warning: these figures indicate the number of cases found in the data file. They cannot be interpreted as summary statistics of the population of interest.</i>			
# adv_eve_tye_merc__25: Merc Adv Event: None			
Information	[Type= discrete] [Format=character] [Missing=*]		
Statistics [NW/ W]	[Valid=34188 /-] [Invalid=0 /-]		
Pre-question	Mercaptopurine Adverse Events		
Literal question	25, None		
Value	Label	Cases	Percentage
0	No	34187	100.0%
1	Yes	1	0.0%
<i>Warning: these figures indicate the number of cases found in the data file. They cannot be interpreted as summary statistics of the population of interest.</i>			
# adv_eve_tye_merc__27: Merc Adv Event: Pancreatitis			
Information	[Type= discrete] [Format=character] [Missing=*]		
Statistics [NW/ W]	[Valid=34188 /-] [Invalid=0 /-]		
Pre-question	Mercaptopurine Adverse Events		
Literal question	27, Pancreatitis		
Value	Label	Cases	Percentage
0	No	34094	99.7%
1	Yes	94	0.3%
<i>Warning: these figures indicate the number of cases found in the data file. They cannot be interpreted as summary statistics of the population of interest.</i>			
# adv_eve_tye_merc__28: Merc Adv Event: Pancytopenia			
Information	[Type= discrete] [Format=character] [Missing=*]		
Statistics [NW/ W]	[Valid=34188 /-] [Invalid=0 /-]		
Pre-question	Mercaptopurine Adverse Events		
Literal question	28, Pancytopenia		
Value	Label	Cases	Percentage
0	No	34170	99.9%
1	Yes	18	0.1%
<i>Warning: these figures indicate the number of cases found in the data file. They cannot be interpreted as summary statistics of the population of interest.</i>			
# adv_eve_tye_merc__30: Merc Adv Event: Rash			
Information	[Type= discrete] [Format=character] [Missing=*]		
Statistics [NW/ W]	[Valid=34188 /-] [Invalid=0 /-]		

# adv_eve_tye_merc__30: Merc Adv Event: Rash			
Pre-question	Mercaptopurine Adverse Events		
Literal question	30, Rash		
Value	Label	Cases	Percentage
0	No	34101	99.7%
1	Yes	87	0.3%
<i>Warning: these figures indicate the number of cases found in the data file. They cannot be interpreted as summary statistics of the population of interest.</i>			
# adv_eve_tye_merc__31: Merc Adv Event: Sepsis			
Information	[Type= discrete] [Format=character] [Missing=*]		
Statistics [NW/ W]	[Valid=34188 /-] [Invalid=0 /-]		
Pre-question	Mercaptopurine Adverse Events		
Literal question	31, Sepsis		
Value	Label	Cases	Percentage
0	No	34180	100.0%
1	Yes	8	0.0%
<i>Warning: these figures indicate the number of cases found in the data file. They cannot be interpreted as summary statistics of the population of interest.</i>			
# adv_eve_tye_merc__32: Merc Adv Event: Thrombocytopaenia			
Information	[Type= discrete] [Format=character] [Missing=*]		
Statistics [NW/ W]	[Valid=34188 /-] [Invalid=0 /-]		
Pre-question	Mercaptopurine Adverse Events		
Literal question	32, Thrombocytopaenia		
Value	Label	Cases	Percentage
0	No	34182	100.0%
1	Yes	6	0.0%
<i>Warning: these figures indicate the number of cases found in the data file. They cannot be interpreted as summary statistics of the population of interest.</i>			
# adv_eve_tye_merc__34: Merc Adv Event: Other			
Information	[Type= discrete] [Format=character] [Missing=*]		
Statistics [NW/ W]	[Valid=34188 /-] [Invalid=0 /-]		
Pre-question	Mercaptopurine Adverse Events		
Literal question	34, Other		
Value	Label	Cases	Percentage
0	No	33794	98.8%
1	Yes	394	1.2%
<i>Warning: these figures indicate the number of cases found in the data file. They cannot be interpreted as summary statistics of the population of interest.</i>			
# adv_eve_tye_merc__36: Merc Adv Event: Not known			
Information	[Type= discrete] [Format=character] [Missing=*]		
Statistics [NW/ W]	[Valid=34188 /-] [Invalid=0 /-]		
Pre-question	Mercaptopurine Adverse Events		
Literal question	36, Not known		
Value	Label	Cases	Percentage
0	No	34110	99.8%
1	Yes	78	0.2%
<i>Warning: these figures indicate the number of cases found in the data file. They cannot be interpreted as summary statistics of the population of interest.</i>			

# adv_eve_tye_merc__37: Merc Adv Event: Not available			
Information	[Type= discrete] [Format=character] [Missing=*]		
Statistics [NW/ W]	[Valid=34188 /-] [Invalid=0 /-]		
Pre-question	Mercaptopurine Adverse Events		
Literal question	37, Information not available		
Value	Label	Cases	Percentage
0	No	34172	100.0%
1	Yes	16	0.0%
<i>Warning: these figures indicate the number of cases found in the data file. They cannot be interpreted as summary statistics of the population of interest.</i>			
# adv_eve_tye_merc__38: Merc Adv Event: PRED4			
Information	[Type= discrete] [Format=character] [Missing=*]		
Statistics [NW/ W]	[Valid=34188 /-] [Invalid=0 /-]		
Pre-question	Mercaptopurine Adverse Events		
Literal question	38, In PRED4		
Value	Label	Cases	Percentage
0	No	34174	100.0%
1	Yes	14	0.0%
<i>Warning: these figures indicate the number of cases found in the data file. They cannot be interpreted as summary statistics of the population of interest.</i>			
# pred4_merc_identifier: pred4_merc_identifier			
Information	[Type= discrete] [Format=character] [Missing=*]		
Statistics [NW/ W]	[Valid=34188 /-] [Invalid=0 /-]		
# adv_eve_merc_oth: Merc Adv Event: Other			
Information	[Type= discrete] [Format=character] [Missing=*]		
Statistics [NW/ W]	[Valid=34188 /-] [Invalid=0 /-]		
Pre-question	Mercaptopurine		
Literal question	Other adverse events for Mercaptopurine		
Value	Label	Cases	Percentage
0	No		
1	Yes		
<i>Warning: these figures indicate the number of cases found in the data file. They cannot be interpreted as summary statistics of the population of interest.</i>			
# comments_merc: Mercaptopurine Comments			
Information	[Type= discrete] [Format=character] [Missing=*]		
Statistics [NW/ W]	[Valid=34185 /-] [Invalid=0 /-]		
Pre-question	Mercaptopurine		
Literal question	Any other comments for Mercaptopurine		
# metho_start_date: Methotrexate Start Year			
Information	[Type= discrete] [Format=character] [Missing=*]		
Statistics [NW/ W]	[Valid=34188 /-] [Invalid=0 /-]		
Literal question	Year of starting Methotrexate		
# curr_on_metho: Methotrexate Currently			
Information	[Type= discrete] [Format=character] [Missing=*]		
Statistics [NW/ W]	[Valid=34188 /-] [Invalid=0 /-]		

# curr_on_metho: Methotrexate Currently			
Literal question	Is the patient currently on Methotrexate?		
Value	Label	Cases	Percentage
1	Yes	943	2.8%
2	No	1829	5.3%
3	Not Known	45	0.1%
NULL		31371	91.8%
<i>Warning: these figures indicate the number of cases found in the data file. They cannot be interpreted as summary statistics of the population of interest.</i>			
# metho_stop_date: Methotrexate Stop Year			
Information	[Type= discrete] [Format=character] [Missing=*]		
Statistics [NW/ W]	[Valid=34188 /-] [Invalid=0 /-]		
Literal question	Year of stopping Methotrexate		
# metho_work: Methotrexate Worked			
Information	[Type= discrete] [Format=character] [Missing=*]		
Statistics [NW/ W]	[Valid=34188 /-] [Invalid=0 /-]		
Literal question	Did Methotrexate work?		
Value	Label	Cases	Percentage
1	Yes	911	2.7%
2	Unable to assess (unable to tolerate)	589	1.7%
3	Worked for >12 months then lost response	157	0.5%
5	Not known (e.g. started anti-TNF at same time, partial response only)	397	1.2%
6	Unable to assess (on therapeutic dose < 4 months)	161	0.5%
7	No (on therapeutic dose >4 months - did not work)	354	1.0%
8	Worked for < 12 months then lost response	69	0.2%
NULL		31550	92.3%
<i>Warning: these figures indicate the number of cases found in the data file. They cannot be interpreted as summary statistics of the population of interest.</i>			
# ad_eve_metho: Methotrexate Adverse Events			
Information	[Type= discrete] [Format=character] [Missing=*]		
Statistics [NW/ W]	[Valid=34188 /-] [Invalid=0 /-]		
Literal question	Did the patient have a significant adverse event to Methotrexate requiring Rx cessation or dose reduction?		
Value	Label	Cases	Percentage
1	Yes	931	2.7%
2	No	1390	4.1%
3	Not Known	257	0.8%
NULL		31610	92.5%
<i>Warning: these figures indicate the number of cases found in the data file. They cannot be interpreted as summary statistics of the population of interest.</i>			
# adv_eve_tye_metho__1: Metho Adv Event: Abdominal pain			
Information	[Type= discrete] [Format=character] [Missing=*]		
Statistics [NW/ W]	[Valid=34188 /-] [Invalid=0 /-]		
Pre-question	Methotrexate Adverse Events		
Literal question	1, Abdominal pain		
Value	Label	Cases	Percentage
0	No	34156	99.9%

adv_eve_tye_metho__1: Metho Adv Event: Abdominal pain

Value	Label	Cases	Percentage
1	Yes	32	0.1%

Warning: these figures indicate the number of cases found in the data file. They cannot be interpreted as summary statistics of the population of interest.

adv_eve_tye_metho__2: Metho Adv Event: Anaemia

Information	[Type= discrete] [Format=character] [Missing=*]
Statistics [NW/ W]	[Valid=34188 /-] [Invalid=0 /-]
Pre-question	Methotrexate Adverse Events
Literal question	2, Anaemia

Value	Label	Cases	Percentage
0	No	34180	100.0%
1	Yes	8	0.0%

Warning: these figures indicate the number of cases found in the data file. They cannot be interpreted as summary statistics of the population of interest.

# adv_eve_tye_metho__10: Metho Adv Event: Could not tolerate			
Information	[Type= discrete] [Format=character] [Missing=*]		
Statistics [NW/ W]	[Valid=34188 /-] [Invalid=0 /-]		
Pre-question	Methotrexate Adverse Events		
Literal question	10, Could not tolerate		
Value	Label	Cases	Percentage
0	No	34111	99.8%
1	Yes	77	0.2%
<i>Warning: these figures indicate the number of cases found in the data file. They cannot be interpreted as summary statistics of the population of interest.</i>			
# adv_eve_tye_metho__13: Metho Adv Event: Diarrhoea			
Information	[Type= discrete] [Format=character] [Missing=*]		
Statistics [NW/ W]	[Valid=34188 /-] [Invalid=0 /-]		
Pre-question	Methotrexate Adverse Events		
Literal question	13, Diarrhoea		
Value	Label	Cases	Percentage
0	No	34158	99.9%
1	Yes	30	0.1%
<i>Warning: these figures indicate the number of cases found in the data file. They cannot be interpreted as summary statistics of the population of interest.</i>			
# adv_eve_tye_metho__14: Metho Adv Event: Deranged LFTs			
Information	[Type= discrete] [Format=character] [Missing=*]		
Statistics [NW/ W]	[Valid=34188 /-] [Invalid=0 /-]		
Pre-question	Methotrexate Adverse Events		
Literal question	14, Deranged LFTs		
Value	Label	Cases	Percentage
0	No	34039	99.6%
1	Yes	149	0.4%
<i>Warning: these figures indicate the number of cases found in the data file. They cannot be interpreted as summary statistics of the population of interest.</i>			
# adv_eve_tye_metho__17: Metho Adv Event: Exacerbation			
Information	[Type= discrete] [Format=character] [Missing=*]		
Statistics [NW/ W]	[Valid=34188 /-] [Invalid=0 /-]		
Pre-question	Methotrexate Adverse Events		
Literal question	17, Exacerbation of IBD symptoms		
Value	Label	Cases	Percentage
0	No	34179	100.0%
1	Yes	9	0.0%
<i>Warning: these figures indicate the number of cases found in the data file. They cannot be interpreted as summary statistics of the population of interest.</i>			
# adv_eve_tye_metho__16: Metho Adv Event: Fever			
Information	[Type= discrete] [Format=character] [Missing=*]		
Statistics [NW/ W]	[Valid=34188 /-] [Invalid=0 /-]		
Pre-question	Methotrexate Adverse Events		
Literal question	16, Fever		

# adv_eve_tye_metho__16: Metho Adv Event: Fever			
Value	Label	Cases	Percentage
0	No	34178	100.0%
1	Yes	10	0.0%
<i>Warning: these figures indicate the number of cases found in the data file. They cannot be interpreted as summary statistics of the population of interest.</i>			
# adv_eve_tye_metho__5: Metho Adv Event: Joint pain			
Information	[Type= discrete] [Format=character] [Missing=*]		
Statistics [NW/ W]	[Valid=34188 /-] [Invalid=0 /-]		
Pre-question	Methotrexate Adverse Events		
Literal question	5, Joint pain		
Value	Label	Cases	Percentage
0	No	34159	99.9%
1	Yes	29	0.1%
<i>Warning: these figures indicate the number of cases found in the data file. They cannot be interpreted as summary statistics of the population of interest.</i>			
# adv_eve_tye_metho__22: Metho Adv Event: Leucopaenia			
Information	[Type= discrete] [Format=character] [Missing=*]		
Statistics [NW/ W]	[Valid=34188 /-] [Invalid=0 /-]		
Pre-question	Methotrexate Adverse Events		
Literal question	22, Leucopaenia		
Value	Label	Cases	Percentage
0	No	34175	100.0%
1	Yes	13	0.0%
<i>Warning: these figures indicate the number of cases found in the data file. They cannot be interpreted as summary statistics of the population of interest.</i>			
# adv_eve_tye_metho__18: Metho Adv Event: Malaise			
Information	[Type= discrete] [Format=character] [Missing=*]		
Statistics [NW/ W]	[Valid=34188 /-] [Invalid=0 /-]		
Pre-question	Methotrexate Adverse Events		
Literal question	18, Malaise		
Value	Label	Cases	Percentage
0	No	34130	99.8%
1	Yes	58	0.2%
<i>Warning: these figures indicate the number of cases found in the data file. They cannot be interpreted as summary statistics of the population of interest.</i>			
# adv_eve_tye_metho__23: Metho Adv Event: Nausea			
Information	[Type= discrete] [Format=character] [Missing=*]		
Statistics [NW/ W]	[Valid=34188 /-] [Invalid=0 /-]		
Pre-question	Methotrexate Adverse Events		
Literal question	23, Nausea		
Value	Label	Cases	Percentage
0	No	33874	99.1%
1	Yes	314	0.9%
<i>Warning: these figures indicate the number of cases found in the data file. They cannot be interpreted as summary statistics of the population of interest.</i>			
# adv_eve_tye_metho__24: Metho Adv Event: Neutropaenia			
Information	[Type= discrete] [Format=character] [Missing=*]		

# adv_eve_tye_metho__24: Metho Adv Event: Neutropaenia			
Statistics [NW/ W]	[Valid=34188 /-] [Invalid=0 /-]		
Pre-question	Methotrexate Adverse Events		
Literal question	24, Neutropaenia		
Value	Label	Cases	Percentage
0	No	34173	100.0%
1	Yes	15	0.0%
<i>Warning: these figures indicate the number of cases found in the data file. They cannot be interpreted as summary statistics of the population of interest.</i>			
# adv_eve_tye_metho__25: Metho Adv Event: None			
Information	[Type= discrete] [Format=character] [Missing=*]		
Statistics [NW/ W]	[Valid=34188 /-] [Invalid=0 /-]		
Pre-question	Methotrexate Adverse Events		
Literal question	25, None		
Value	Label	Cases	Percentage
0	No	34187	100.0%
1	Yes	1	0.0%
<i>Warning: these figures indicate the number of cases found in the data file. They cannot be interpreted as summary statistics of the population of interest.</i>			
# adv_eve_tye_metho__27: Metho Adv Event: Pancreatitis			
Information	[Type= discrete] [Format=character] [Missing=*]		
Statistics [NW/ W]	[Valid=34188 /-] [Invalid=0 /-]		
Pre-question	Methotrexate Adverse Events		
Literal question	27, Pancreatitis		
Value	Label	Cases	Percentage
0	No	34182	100.0%
1	Yes	6	0.0%
<i>Warning: these figures indicate the number of cases found in the data file. They cannot be interpreted as summary statistics of the population of interest.</i>			
# adv_eve_tye_metho__28: Metho Adv Event: Pancytopenia			
Information	[Type= discrete] [Format=character] [Missing=*]		
Statistics [NW/ W]	[Valid=34188 /-] [Invalid=0 /-]		
Pre-question	Methotrexate Adverse Events		
Literal question	28, Pancytopenia		
Value	Label	Cases	Percentage
0	No	34185	100.0%
1	Yes	3	0.0%
<i>Warning: these figures indicate the number of cases found in the data file. They cannot be interpreted as summary statistics of the population of interest.</i>			
# adv_eve_tye_metho__30: Metho Adv Event: Rash			
Information	[Type= discrete] [Format=character] [Missing=*]		
Statistics [NW/ W]	[Valid=34188 /-] [Invalid=0 /-]		
Pre-question	Methotrexate Adverse Events		
Literal question	30, Rash		
Value	Label	Cases	Percentage
0	No	34151	99.9%

# adv_eve_tye_metho__30: Metho Adv Event: Rash			
Value	Label	Cases	Percentage
1	Yes	37	0.1%
<i>Warning: these figures indicate the number of cases found in the data file. They cannot be interpreted as summary statistics of the population of interest.</i>			
# adv_eve_tye_metho__31: Metho Adv Event: Sepsis			
Information	[Type= discrete] [Format=character] [Missing=*]		
Statistics [NW/ W]	[Valid=34188 /-] [Invalid=0 /-]		
Pre-question	Methotrexate Adverse Events		
Literal question	31, Sepsis		
Value	Label	Cases	Percentage
0	No	34183	100.0%
1	Yes	5	0.0%
<i>Warning: these figures indicate the number of cases found in the data file. They cannot be interpreted as summary statistics of the population of interest.</i>			
# adv_eve_tye_metho__32: Metho Adv Event: Thrombocytopaenia			
Information	[Type= discrete] [Format=character] [Missing=*]		
Statistics [NW/ W]	[Valid=34188 /-] [Invalid=0 /-]		
Pre-question	Methotrexate Adverse Events		
Literal question	32, Thrombocytopaenia		
Value	Label	Cases	Percentage
0	No	34184	100.0%
1	Yes	4	0.0%
<i>Warning: these figures indicate the number of cases found in the data file. They cannot be interpreted as summary statistics of the population of interest.</i>			
# adv_eve_tye_metho__34: Metho Adv Event: Other			
Information	[Type= discrete] [Format=character] [Missing=*]		
Statistics [NW/ W]	[Valid=34188 /-] [Invalid=0 /-]		
Pre-question	Methotrexate Adverse Events		
Literal question	34, Other		
Value	Label	Cases	Percentage
0	No	33883	99.1%
1	Yes	305	0.9%
<i>Warning: these figures indicate the number of cases found in the data file. They cannot be interpreted as summary statistics of the population of interest.</i>			
# adv_eve_tye_metho__36: Metho Adv Event: Not known			
Information	[Type= discrete] [Format=character] [Missing=*]		
Statistics [NW/ W]	[Valid=34188 /-] [Invalid=0 /-]		
Pre-question	Methotrexate Adverse Events		
Literal question	36, Not known		
Value	Label	Cases	Percentage
0	No	34133	99.8%
1	Yes	55	0.2%
<i>Warning: these figures indicate the number of cases found in the data file. They cannot be interpreted as summary statistics of the population of interest.</i>			
# adv_eve_tye_metho__37: Metho Adv Event: Not available			
Information	[Type= discrete] [Format=character] [Missing=*]		
Statistics [NW/ W]	[Valid=34188 /-] [Invalid=0 /-]		

# adv_eve_tye_metho_37: Metho Adv Event: Not available			
Pre-question	Methotrexate Adverse Events		
Literal question	37, Information not available		
Value	Label	Cases	Percentage
0	No	34166	99.9%
1	Yes	22	0.1%
<i>Warning: these figures indicate the number of cases found in the data file. They cannot be interpreted as summary statistics of the population of interest.</i>			
# adv_eve_metho: Metho Adverse Events Other			
Information	[Type= discrete] [Format=character] [Missing=*]		
Statistics [NW/ W]	[Valid=34188 /-] [Invalid=0 /-]		
Pre-question	Methotrexate Adverse Events		
Literal question	Other adverse events for Methotrexate		
# comments_metho: Methotrexate Comments			
Information	[Type= discrete] [Format=character] [Missing=*]		
Statistics [NW/ W]	[Valid=34180 /-] [Invalid=0 /-]		
Pre-question	Methotrexate		
Literal question	Any other comments for Methotrexate		
# ciclo_start_date: Ciclosporin Start Date			
Information	[Type= discrete] [Format=character] [Missing=*]		
Statistics [NW/ W]	[Valid=34188 /-] [Invalid=0 /-]		
Literal question	Year of starting Ciclosporin		
# curr_on_ciclo: Ciclosporin Currently			
Information	[Type= discrete] [Format=character] [Missing=*]		
Statistics [NW/ W]	[Valid=34188 /-] [Invalid=0 /-]		
Literal question	Is the patient currently on Ciclosporin?		
Value	Label	Cases	Percentage
1	Yes	30	0.1%
2	No	381	1.1%
3	Not Known	8	0.0%
NULL		33769	98.8%
<i>Warning: these figures indicate the number of cases found in the data file. They cannot be interpreted as summary statistics of the population of interest.</i>			
# ciclo_stop_date: Ciclosporin Stop Date			
Information	[Type= discrete] [Format=character] [Missing=*]		
Statistics [NW/ W]	[Valid=34188 /-] [Invalid=0 /-]		
Literal question	Year of stopping Ciclosporin		
# ciclo_work: Ciclosporin Worked			
Information	[Type= discrete] [Format=character] [Missing=*]		
Statistics [NW/ W]	[Valid=34188 /-] [Invalid=0 /-]		
Literal question	Did Ciclosporin work?		
Value	Label	Cases	Percentage
1	Yes	231	0.7%
2	No	108	0.3%

# ciclo_work: Ciclosporin Worked			
Value	Label	Cases	Percentage
5	Not known	91	0.3%
6	Unable to assess (e.g. had to stop due to side effects)	40	0.1%
NULL		33718	98.6%
<i>Warning: these figures indicate the number of cases found in the data file. They cannot be interpreted as summary statistics of the population of interest.</i>			
# ad_eve_ciclo: Ciclosporin Adverse Events			
Information	[Type= discrete] [Format=character] [Missing=*]		
Statistics [NW/ W]	[Valid=34188 /-] [Invalid=0 /-]		
Pre-question	Ciclosporin Adverse Events		
Literal question	Did the patient have a significant adverse event to Ciclosporin requiring Rx cessation or dose reduction?		
Value	Label	Cases	Percentage
1	Yes	85	0.2%
2	No	302	0.9%
3	Not Known	64	0.2%
NULL		33737	98.7%
<i>Warning: these figures indicate the number of cases found in the data file. They cannot be interpreted as summary statistics of the population of interest.</i>			
# adv_eve_tye_ciclo__1: Ciclo Adv Events: Abdominal pain			
Information	[Type= discrete] [Format=character] [Missing=*]		
Statistics [NW/ W]	[Valid=34188 /-] [Invalid=0 /-]		
Pre-question	Ciclosporin Adverse Events		
Literal question	1, Abdominal pain		
Value	Label	Cases	Percentage
0	No	34187	100.0%
1	Yes	1	0.0%
<i>Warning: these figures indicate the number of cases found in the data file. They cannot be interpreted as summary statistics of the population of interest.</i>			
# adv_eve_tye_ciclo__2: Ciclo Adv Events: Anaemia			
Information	[Type= discrete] [Format=character] [Missing=*]		
Statistics [NW/ W]	[Valid=34188 /-] [Invalid=0 /-]		
Pre-question	Ciclosporin Adverse Events		
Literal question	2, Anaemia		
Value	Label	Cases	Percentage
0	No	34188	100.0%
1	Yes	0	
<i>Warning: these figures indicate the number of cases found in the data file. They cannot be interpreted as summary statistics of the population of interest.</i>			
# adv_eve_tye_ciclo__10: Ciclo Adv Events: Could not tolerate			
Information	[Type= discrete] [Format=character] [Missing=*]		
Statistics [NW/ W]	[Valid=34188 /-] [Invalid=0 /-]		
Pre-question	Ciclosporin Adverse Events		
Literal question	10, Could not tolerate		
Value	Label	Cases	Percentage
0	No	34183	100.0%
1	Yes	5	0.0%

# adv_eve_tye_ciclo__10: Ciclo Adv Events: Could not tolerate			
<i>Warning: these figures indicate the number of cases found in the data file. They cannot be interpreted as summary statistics of the population of interest.</i>			
# adv_eve_tye_ciclo__11: Ciclo Adv Events: Demyelination			
Information	[Type= discrete] [Format=character] [Missing=*]		
Statistics [NW/ W]	[Valid=34188 /-] [Invalid=0 /-]		
Pre-question	Ciclosporin Adverse Events		
Literal question	11, Demyelination or other neurological symptoms		
Value	Label	Cases	Percentage
0	No	34187	100.0%
1	Yes	1	0.0%
<i>Warning: these figures indicate the number of cases found in the data file. They cannot be interpreted as summary statistics of the population of interest.</i>			
# adv_eve_tye_ciclo__13: Ciclo Adv Events: Diarrhoea			
Information	[Type= discrete] [Format=character] [Missing=*]		
Statistics [NW/ W]	[Valid=34188 /-] [Invalid=0 /-]		
Pre-question	Ciclosporin Adverse Events		
Literal question	13, Diarrhoea		
Value	Label	Cases	Percentage
0	No	34185	100.0%
1	Yes	3	0.0%
<i>Warning: these figures indicate the number of cases found in the data file. They cannot be interpreted as summary statistics of the population of interest.</i>			
# adv_eve_tye_ciclo__14: Ciclo Adv Events: Deranged LFTs			
Information	[Type= discrete] [Format=character] [Missing=*]		
Statistics [NW/ W]	[Valid=34188 /-] [Invalid=0 /-]		
Pre-question	Ciclosporin Adverse Events		
Literal question	14, Deranged LFTs		
Value	Label	Cases	Percentage
0	No	34185	100.0%
1	Yes	3	0.0%
<i>Warning: these figures indicate the number of cases found in the data file. They cannot be interpreted as summary statistics of the population of interest.</i>			
# adv_eve_tye_ciclo__17: Ciclo Adv Events: Exacerbation			
Information	[Type= discrete] [Format=character] [Missing=*]		
Statistics [NW/ W]	[Valid=34188 /-] [Invalid=0 /-]		
Pre-question	Ciclosporin Adverse Events		
Literal question	17, Exacerbation of IBD symptoms		
Value	Label	Cases	Percentage
0	No	34188	100.0%
1	Yes	0	0.0%
<i>Warning: these figures indicate the number of cases found in the data file. They cannot be interpreted as summary statistics of the population of interest.</i>			
# adv_eve_tye_ciclo__16: Ciclo Adv Events: Fever			
Information	[Type= discrete] [Format=character] [Missing=*]		
Statistics [NW/ W]	[Valid=34188 /-] [Invalid=0 /-]		
Pre-question	Ciclosporin Adverse Events		
Literal question	16, Fever		

# adv_eve_tye_ciclo__16: Ciclo Adv Events: Fever			
Value	Label	Cases	Percentage
0	No	34187	100.0%
1	Yes	1	0.0%
<i>Warning: these figures indicate the number of cases found in the data file. They cannot be interpreted as summary statistics of the population of interest.</i>			
# adv_eve_tye_ciclo__19: Ciclo Adv Events: Hypertension			
Information		[Type= discrete] [Format=character] [Missing=*]	
Statistics [NW/ W]		[Valid=34188 /-] [Invalid=0 /-]	
Pre-question		Ciclosporin Adverse Events	
Literal question		19, Hypertension	
Value	Label	Cases	Percentage
0	No	34185	100.0%
1	Yes	3	0.0%
<i>Warning: these figures indicate the number of cases found in the data file. They cannot be interpreted as summary statistics of the population of interest.</i>			
# adv_eve_tye_ciclo__20: Ciclo Adv Events: Hypotension			
Information		[Type= discrete] [Format=character] [Missing=*]	
Statistics [NW/ W]		[Valid=34188 /-] [Invalid=0 /-]	
Pre-question		Ciclosporin Adverse Events	
Literal question		20, Hypotension	
Value	Label	Cases	Percentage
0	No	34188	100.0%
1	Yes	0	0.0%
<i>Warning: these figures indicate the number of cases found in the data file. They cannot be interpreted as summary statistics of the population of interest.</i>			
# adv_eve_tye_ciclo__21: Ciclo Adv Events: Infection			
Information		[Type= discrete] [Format=character] [Missing=*]	
Statistics [NW/ W]		[Valid=34188 /-] [Invalid=0 /-]	
Pre-question		Ciclosporin Adverse Events	
Literal question		21, Infection	
Value	Label	Cases	Percentage
0	No	34187	100.0%
1	Yes	1	0.0%
<i>Warning: these figures indicate the number of cases found in the data file. They cannot be interpreted as summary statistics of the population of interest.</i>			
# adv_eve_tye_ciclo__5: Ciclo Adv Events: Joint pain			
Information		[Type= discrete] [Format=character] [Missing=*]	
Statistics [NW/ W]		[Valid=34188 /-] [Invalid=0 /-]	
Pre-question		Ciclosporin Adverse Events	
Literal question		5, Joint pain	
Value	Label	Cases	Percentage
0	No	34185	100.0%
1	Yes	3	0.0%
<i>Warning: these figures indicate the number of cases found in the data file. They cannot be interpreted as summary statistics of the population of interest.</i>			
# adv_eve_tye_ciclo__22: Ciclo Adv Events: Leucopaenia			
Information		[Type= discrete] [Format=character] [Missing=*]	

# adv_eve_tye_ciclo__22: Ciclo Adv Events: Leucopaenia			
Statistics [NW/ W]	[Valid=34188 /-] [Invalid=0 /-]		
Pre-question	Ciclosporin Adverse Events		
Literal question	22, Leucopaenia		
Value	Label	Cases	Percentage
0	No	34188	100.0%
1	Yes	0	
<i>Warning: these figures indicate the number of cases found in the data file. They cannot be interpreted as summary statistics of the population of interest.</i>			
# adv_eve_tye_ciclo__18: Ciclo Adv Events: Malaise			
Information	[Type= discrete] [Format=character] [Missing=*]		
Statistics [NW/ W]	[Valid=34188 /-] [Invalid=0 /-]		
Pre-question	Ciclosporin Adverse Events		
Literal question	18, Malaise		
Value	Label	Cases	Percentage
0	No	34183	100.0%
1	Yes	5	0.0%
<i>Warning: these figures indicate the number of cases found in the data file. They cannot be interpreted as summary statistics of the population of interest.</i>			
# adv_eve_tye_ciclo__23: Ciclo Adv Events: Nausea			
Information	[Type= discrete] [Format=character] [Missing=*]		
Statistics [NW/ W]	[Valid=34188 /-] [Invalid=0 /-]		
Pre-question	Ciclosporin Adverse Events		
Literal question	23, Nausea		
Value	Label	Cases	Percentage
0	No	34171	100.0%
1	Yes	17	0.0%
<i>Warning: these figures indicate the number of cases found in the data file. They cannot be interpreted as summary statistics of the population of interest.</i>			
# adv_eve_tye_ciclo__24: Ciclo Adv Events: Neutropaenia			
Information	[Type= discrete] [Format=character] [Missing=*]		
Statistics [NW/ W]	[Valid=34188 /-] [Invalid=0 /-]		
Pre-question	Ciclosporin Adverse Events		
Literal question	24, Neutropaenia		
Value	Label	Cases	Percentage
0	No	34188	100.0%
1	Yes	0	
<i>Warning: these figures indicate the number of cases found in the data file. They cannot be interpreted as summary statistics of the population of interest.</i>			
# adv_eve_tye_ciclo__25: Ciclo Adv Events: None			
Information	[Type= discrete] [Format=character] [Missing=*]		
Statistics [NW/ W]	[Valid=34188 /-] [Invalid=0 /-]		
Pre-question	Ciclosporin Adverse Events		
Literal question	25, None		
Value	Label	Cases	Percentage
0	No	34187	100.0%

# adv_eve_tye_ciclo__25: Ciclo Adv Events: None			
Value	Label	Cases	Percentage
1	Yes	1	0.0%
<i>Warning: these figures indicate the number of cases found in the data file. They cannot be interpreted as summary statistics of the population of interest.</i>			
# adv_eve_tye_ciclo__28: Ciclo Adv Events: Pancytopenia			
Information	[Type= discrete] [Format=character] [Missing=*]		
Statistics [NW/ W]	[Valid=34188 /-] [Invalid=0 /-]		
Pre-question	Ciclosporin Adverse Events		
Literal question	28, Pancytopenia		
Value	Label	Cases	Percentage
0	No	34188	100.0%
1	Yes	0	
<i>Warning: these figures indicate the number of cases found in the data file. They cannot be interpreted as summary statistics of the population of interest.</i>			
# adv_eve_tye_ciclo__30: Ciclo Adv Events: Rash			
Information	[Type= discrete] [Format=character] [Missing=*]		
Statistics [NW/ W]	[Valid=34188 /-] [Invalid=0 /-]		
Pre-question	Ciclosporin Adverse Events		
Literal question	30, Rash		
Value	Label	Cases	Percentage
0	No	34187	100.0%
1	Yes	1	0.0%
<i>Warning: these figures indicate the number of cases found in the data file. They cannot be interpreted as summary statistics of the population of interest.</i>			
# adv_eve_tye_ciclo__35: Ciclo Adv Events: Renal Impairment			
Information	[Type= discrete] [Format=character] [Missing=*]		
Statistics [NW/ W]	[Valid=34188 /-] [Invalid=0 /-]		
Pre-question	Ciclosporin Adverse Events		
Literal question	35, Renal Impairment		
Value	Label	Cases	Percentage
0	No	34176	100.0%
1	Yes	12	0.0%
<i>Warning: these figures indicate the number of cases found in the data file. They cannot be interpreted as summary statistics of the population of interest.</i>			
# adv_eve_tye_ciclo__31: Ciclo Adv Events: Sepsis			
Information	[Type= discrete] [Format=character] [Missing=*]		
Statistics [NW/ W]	[Valid=34188 /-] [Invalid=0 /-]		
Pre-question	Ciclosporin Adverse Events		
Literal question	31, Sepsis		
Value	Label	Cases	Percentage
0	No	34188	100.0%
1	Yes	0	
<i>Warning: these figures indicate the number of cases found in the data file. They cannot be interpreted as summary statistics of the population of interest.</i>			
# adv_eve_tye_ciclo__32: Ciclo Adv Events: Thrombocytopenia			
Information	[Type= discrete] [Format=character] [Missing=*]		
Statistics [NW/ W]	[Valid=34188 /-] [Invalid=0 /-]		

# adv_eve_tye_ciclo__32: Ciclo Adv Events: Thrombocytopaenia			
Pre-question	Ciclosporin Adverse Events		
Literal question	32, Thrombocytopaenia		
Value	Label	Cases	Percentage
0	No	34188	100.0%
1	Yes	0	
<i>Warning: these figures indicate the number of cases found in the data file. They cannot be interpreted as summary statistics of the population of interest.</i>			
# adv_eve_tye_ciclo__34: Ciclo Adv Events: Other			
Information	[Type= discrete] [Format=character] [Missing=*]		
Statistics [NW/ W]	[Valid=34188 /-] [Invalid=0 /-]		
Pre-question	Ciclosporin Adverse Events		
Literal question	34, Other		
Value	Label	Cases	Percentage
0	No	34154	99.9%
1	Yes	34	0.1%
<i>Warning: these figures indicate the number of cases found in the data file. They cannot be interpreted as summary statistics of the population of interest.</i>			
# adv_eve_tye_ciclo__36: Ciclo Adv Events: Not known			
Information	[Type= discrete] [Format=character] [Missing=*]		
Statistics [NW/ W]	[Valid=34188 /-] [Invalid=0 /-]		
Pre-question	Ciclosporin Adverse Events		
Literal question	36, Not known		
Value	Label	Cases	Percentage
0	No	34182	100.0%
1	Yes	6	0.0%
<i>Warning: these figures indicate the number of cases found in the data file. They cannot be interpreted as summary statistics of the population of interest.</i>			

# adv_eve_tye_ciclo_37: Ciclo Adv Events: Not available			
Information	[Type= discrete] [Format=character] [Missing=*]		
Statistics [NW/ W]	[Valid=34188 /-] [Invalid=0 /-]		
Pre-question	Ciclosporin Adverse Events		
Literal question	37, Information not available		
Value	Label	Cases	Percentage
0	No	34187	100.0%
1	Yes	1	0.0%
<i>Warning: these figures indicate the number of cases found in the data file. They cannot be interpreted as summary statistics of the population of interest.</i>			
# adv_eve_ciclo: Ciclo Adv Events Other			
Information	[Type= discrete] [Format=character] [Missing=*]		
Statistics [NW/ W]	[Valid=34188 /-] [Invalid=0 /-]		
Pre-question	Ciclosporin Adverse Events		
Literal question	Other adverse events for Ciclosporin		
# ciclo_what_infect: Ciclosporin Infections			
Information	[Type= discrete] [Format=character] [Missing=*]		
Statistics [NW/ W]	[Valid=34188 /-] [Invalid=0 /-]		
Literal question	What infection? If unknown, enter 'not known'		
Value	Label	Cases	Percentage
NULL		34187	100.0%
pneumonia		1	0.0%
<i>Warning: these figures indicate the number of cases found in the data file. They cannot be interpreted as summary statistics of the population of interest.</i>			
# comments_ciclo: Ciclosporin Comments			
Information	[Type= discrete] [Format=character] [Missing=*]		
Statistics [NW/ W]	[Valid=34188 /-] [Invalid=0 /-]		
Literal question	Any other comments for Ciclosporin		
# inflix_start_date: Infliximab Start Year			
Information	[Type= discrete] [Format=character] [Missing=*]		
Statistics [NW/ W]	[Valid=34188 /-] [Invalid=0 /-]		
Literal question	Year of starting Infliximab		
# curr_on_inflix: Infliximab Currently			
Information	[Type= discrete] [Format=character] [Missing=*]		
Statistics [NW/ W]	[Valid=34188 /-] [Invalid=0 /-]		
Literal question	Is the patient currently on Infliximab?		
Value	Label	Cases	Percentage
1	Yes	4619	13.5%
2	No	4038	11.8%
3	Not Known	83	0.2%
NULL		25448	74.4%
<i>Warning: these figures indicate the number of cases found in the data file. They cannot be interpreted as summary statistics of the population of interest.</i>			
# inflix_stop_date: Infliximab Stop Year			
Information	[Type= discrete] [Format=character] [Missing=*]		

# inflix_stop_date: Infliximab Stop Year			
Statistics [NW/ W]	[Valid=34188 /-] [Invalid=0 /-]		
Literal question	Year of stopping Infliximab		
# inflix_work: Infliximab Worked			
Information	[Type= discrete] [Format=character] [Missing=*]		
Statistics [NW/ W]	[Valid=34188 /-] [Invalid=0 /-]		
Literal question	Did Infliximab work? (based on global physician assessment)		
Value	Label	Cases	Percentage
1	Yes	4437	13.0%
2	No	854	2.5%
3	Worked for > 12 months then lost response	530	1.6%
4	Only at high dose / increased frequency	86	0.3%
5	Not known	867	2.5%
6	Partial (response but not remission)	769	2.2%
7	Unable to assess (e.g. unable to tolerate)	614	1.8%
8	Worked for < 12 months then lost response	276	0.8%
NULL		25755	75.3%
<i>Warning: these figures indicate the number of cases found in the data file. They cannot be interpreted as summary statistics of the population of interest.</i>			
# ad_eve_infliximab: Infliximab Adverse Events			
Information	[Type= discrete] [Format=character] [Missing=*]		
Statistics [NW/ W]	[Valid=34188 /-] [Invalid=0 /-]		
Literal question	Did the patient have a significant adverse event to Infliximab requiring Rx cessation or dose reduction?		
Value	Label	Cases	Percentage
1	Yes	1395	4.1%
2	No	6158	18.0%
3	Not Known	636	1.9%
NULL		25999	76.0%
<i>Warning: these figures indicate the number of cases found in the data file. They cannot be interpreted as summary statistics of the population of interest.</i>			
# adv_eve_tye_inflix__1: Influx Adv Events: Abdominal pain			
Information	[Type= discrete] [Format=character] [Missing=*]		
Statistics [NW/ W]	[Valid=34188 /-] [Invalid=0 /-]		
Pre-question	Adverse reaction to Infliximab		
Literal question	1, Abdominal pain		
Value	Label	Cases	Percentage
0	No	34166	99.9%
1	Yes	22	0.1%
<i>Warning: these figures indicate the number of cases found in the data file. They cannot be interpreted as summary statistics of the population of interest.</i>			
# adv_eve_tye_inflix__2: Influx Adv Events: Anaemia			
Information	[Type= discrete] [Format=character] [Missing=*]		
Statistics [NW/ W]	[Valid=34188 /-] [Invalid=0 /-]		
Pre-question	Adverse reaction to Infliximab		
Literal question	2, Anaemia		

# adv_eve_tye_inflix__2: Infix Adv Events: Anaemia			
Value	Label	Cases	Percentage
0	No	34183	100.0%
1	Yes	5	0.0%
<i>Warning: these figures indicate the number of cases found in the data file. They cannot be interpreted as summary statistics of the population of interest.</i>			
# adv_eve_tye_inflix__3: Infix Adv Events: Anaphylaxis			
Information	[Type= discrete] [Format=character] [Missing=*]		
Statistics [NW/ W]	[Valid=34188 /-] [Invalid=0 /-]		
Pre-question	Adverse reaction to Infiximab		
Literal question	3, Anaphylaxis or anaphylactoid reaction		
Value	Label	Cases	Percentage
0	No	33909	99.2%
1	Yes	279	0.8%
<i>Warning: these figures indicate the number of cases found in the data file. They cannot be interpreted as summary statistics of the population of interest.</i>			
# adv_eve_tye_inflix__10: Infix Adv Events: Could not tolerate			
Information	[Type= discrete] [Format=character] [Missing=*]		
Statistics [NW/ W]	[Valid=34188 /-] [Invalid=0 /-]		
Pre-question	Adverse reaction to Infiximab		
Literal question	10, Could not tolerate		
Value	Label	Cases	Percentage
0	No	34129	99.8%
1	Yes	59	0.2%
<i>Warning: these figures indicate the number of cases found in the data file. They cannot be interpreted as summary statistics of the population of interest.</i>			
# adv_eve_tye_inflix__11: Infix Adv Events: Demyelination			
Information	[Type= discrete] [Format=character] [Missing=*]		
Statistics [NW/ W]	[Valid=34188 /-] [Invalid=0 /-]		
Pre-question	Infiximab Adverse Events		
Literal question	11, Demyelination or other neurological symptoms		
Value	Label	Cases	Percentage
0	No	34168	99.9%
1	Yes	20	0.1%
<i>Warning: these figures indicate the number of cases found in the data file. They cannot be interpreted as summary statistics of the population of interest.</i>			
# adv_eve_tye_inflix__13: Infix Adv Events: Diarrhoea			
Information	[Type= discrete] [Format=character] [Missing=*]		
Statistics [NW/ W]	[Valid=34188 /-] [Invalid=0 /-]		
Pre-question	Infiximab Adverse Events		
Literal question	13, Diarrhoea		
Value	Label	Cases	Percentage
0	No	34173	100.0%
1	Yes	15	0.0%
<i>Warning: these figures indicate the number of cases found in the data file. They cannot be interpreted as summary statistics of the population of interest.</i>			
# adv_eve_tye_inflix__14: Infix Adv Events: Deranged LFTs			
Information	[Type= discrete] [Format=character] [Missing=*]		

# adv_eve_tye_inflix__14: Inflix Adv Events: Deranged LFTs			
Statistics [NW/ W]	[Valid=34188 /-] [Invalid=0 /-]		
Pre-question	Infliximab Adverse Events		
Literal question	14, Deranged LFTs		
Value	Label	Cases	Percentage
0	No	34153	99.9%
1	Yes	35	0.1%
<i>Warning: these figures indicate the number of cases found in the data file. They cannot be interpreted as summary statistics of the population of interest.</i>			
# adv_eve_tye_inflix__17: Inflix Adv Events: Exacerbation			
Information	[Type= discrete] [Format=character] [Missing=*]		
Statistics [NW/ W]	[Valid=34188 /-] [Invalid=0 /-]		
Pre-question	Infliximab Adverse Events		
Literal question	17, Exacerbation of IBD symptoms		
Value	Label	Cases	Percentage
0	No	34162	99.9%
1	Yes	26	0.1%
<i>Warning: these figures indicate the number of cases found in the data file. They cannot be interpreted as summary statistics of the population of interest.</i>			
# adv_eve_tye_inflix__16: Inflix Adv Events: Fever			
Information	[Type= discrete] [Format=character] [Missing=*]		
Statistics [NW/ W]	[Valid=34188 /-] [Invalid=0 /-]		
Pre-question	Infliximab Adverse Events		
Literal question	16, Fever		
Value	Label	Cases	Percentage
0	No	34164	99.9%
1	Yes	24	0.1%
<i>Warning: these figures indicate the number of cases found in the data file. They cannot be interpreted as summary statistics of the population of interest.</i>			
# adv_eve_tye_inflix__19: Inflix Adv Events: Hypertension			
Information	[Type= discrete] [Format=character] [Missing=*]		
Statistics [NW/ W]	[Valid=34188 /-] [Invalid=0 /-]		
Pre-question	Infliximab Adverse Events		
Literal question	19, Hypertension		
Value	Label	Cases	Percentage
0	No	34185	100.0%
1	Yes	3	0.0%
<i>Warning: these figures indicate the number of cases found in the data file. They cannot be interpreted as summary statistics of the population of interest.</i>			
# adv_eve_tye_inflix__20: Inflix Adv Events: Hypotension			
Information	[Type= discrete] [Format=character] [Missing=*]		
Statistics [NW/ W]	[Valid=34188 /-] [Invalid=0 /-]		
Pre-question	Infliximab Adverse Events		
Literal question	20, Hypotension		
Value	Label	Cases	Percentage
0	No	34183	100.0%

# adv_eve_tye_inflix__20: Infix Adv Events: Hypotension			
Value	Label	Cases	Percentage
1	Yes	5	0.0%
<i>Warning: these figures indicate the number of cases found in the data file. They cannot be interpreted as summary statistics of the population of interest.</i>			
# adv_eve_tye_inflix__35: Infix Adv Events: Renal Impairment			
Information	[Type= discrete] [Format=character] [Missing=*]		
Statistics [NW/ W]	[Valid=34188 /-] [Invalid=0 /-]		
Pre-question	Infliximab Adverse Events		
Literal question	35, Renal Impairment		
Value	Label	Cases	Percentage
0	No	34118	99.8%
1	Yes	70	0.2%
<i>Warning: these figures indicate the number of cases found in the data file. They cannot be interpreted as summary statistics of the population of interest.</i>			
# adv_eve_tye_inflix__5: Infix Adv Events: Joint pain			
Information	[Type= discrete] [Format=character] [Missing=*]		
Statistics [NW/ W]	[Valid=34188 /-] [Invalid=0 /-]		
Pre-question	Infliximab Adverse Events		
Literal question	5, Joint pain		
Value	Label	Cases	Percentage
0	No	34050	99.6%
1	Yes	138	0.4%
<i>Warning: these figures indicate the number of cases found in the data file. They cannot be interpreted as summary statistics of the population of interest.</i>			
# adv_eve_tye_inflix__22: Infix Adv Events: Leucopaenia			
Information	[Type= discrete] [Format=character] [Missing=*]		
Statistics [NW/ W]	[Valid=34188 /-] [Invalid=0 /-]		
Pre-question	Infliximab Adverse Events		
Literal question	22, Leucopaenia		
Value	Label	Cases	Percentage
0	No	34179	100.0%
1	Yes	9	0.0%
<i>Warning: these figures indicate the number of cases found in the data file. They cannot be interpreted as summary statistics of the population of interest.</i>			
# adv_eve_tye_inflix__18: Infix Adv Events: Malaise			
Information	[Type= discrete] [Format=character] [Missing=*]		
Statistics [NW/ W]	[Valid=34188 /-] [Invalid=0 /-]		
Pre-question	Infliximab Adverse Events		
Literal question	18, Malaise		
Value	Label	Cases	Percentage
0	No	34147	99.9%
1	Yes	41	0.1%
<i>Warning: these figures indicate the number of cases found in the data file. They cannot be interpreted as summary statistics of the population of interest.</i>			
# adv_eve_tye_inflix__23: Infix Adv Events: Nausea			
Information	[Type= discrete] [Format=character] [Missing=*]		
Statistics [NW/ W]	[Valid=34188 /-] [Invalid=0 /-]		

# adv_eve_tye_inflix_23: Infix Adv Events: Nausea			
Pre-question	Infliximab Adverse Events		
Literal question	23, Nausea		
Value	Label	Cases	Percentage
0	No	34118	99.8%
1	Yes	70	0.2%
<i>Warning: these figures indicate the number of cases found in the data file. They cannot be interpreted as summary statistics of the population of interest.</i>			
# adv_eve_tye_inflix_24: Infix Adv Events: Neutropaenia			
Information	[Type= discrete] [Format=character] [Missing=*]		
Statistics [NW/ W]	[Valid=34188 /-] [Invalid=0 /-]		
Pre-question	Infliximab Adverse Events		
Literal question	24, Neutropaenia		
Value	Label	Cases	Percentage
0	No	34180	100.0%
1	Yes	8	0.0%
<i>Warning: these figures indicate the number of cases found in the data file. They cannot be interpreted as summary statistics of the population of interest.</i>			
# adv_eve_tye_inflix_25: Infix Adv Events: None			
Information	[Type= discrete] [Format=character] [Missing=*]		
Statistics [NW/ W]	[Valid=34188 /-] [Invalid=0 /-]		
Pre-question	Infliximab Adverse Events		
Literal question	25, None		
Value	Label	Cases	Percentage
0	No	34181	100.0%
1	Yes	7	0.0%
<i>Warning: these figures indicate the number of cases found in the data file. They cannot be interpreted as summary statistics of the population of interest.</i>			
# adv_eve_tye_inflix_28: Infix Adv Events: Pancytopenia			
Information	[Type= discrete] [Format=character] [Missing=*]		
Statistics [NW/ W]	[Valid=34188 /-] [Invalid=0 /-]		
Pre-question	Infliximab Adverse Events		
Literal question	28, Pancytopenia		
Value	Label	Cases	Percentage
0	No	34186	100.0%
1	Yes	2	0.0%
<i>Warning: these figures indicate the number of cases found in the data file. They cannot be interpreted as summary statistics of the population of interest.</i>			
# adv_eve_tye_inflix_39: Infix Adv Events: Psoriasis			
Information	[Type= discrete] [Format=character] [Missing=*]		
Statistics [NW/ W]	[Valid=34188 /-] [Invalid=0 /-]		
Pre-question	Infliximab Adverse Events		
Literal question	39, Psoriasis		
Value	Label	Cases	Percentage
0	No	34133	99.8%
1	Yes	55	0.2%
<i>Warning: these figures indicate the number of cases found in the data file. They cannot be interpreted as summary statistics of the population of interest.</i>			

# adv_eve_tye_inflix__30: Infix Adv Events: Rash			
Information	[Type= discrete] [Format=character] [Missing=*]		
Statistics [NW/ W]	[Valid=34188 /-] [Invalid=0 /-]		
Pre-question	Infliximab Adverse Events		
Literal question	30, Rash		
Value	Label	Cases	Percentage
0	No	33982	99.4%
1	Yes	206	0.6%
<i>Warning: these figures indicate the number of cases found in the data file. They cannot be interpreted as summary statistics of the population of interest.</i>			
# adv_eve_tye_inflix__31: Infix Adv Events: Sepsis			
Information	[Type= discrete] [Format=character] [Missing=*]		
Statistics [NW/ W]	[Valid=34188 /-] [Invalid=0 /-]		
Pre-question	Infliximab Adverse Events		
Literal question	31, Sepsis		
Value	Label	Cases	Percentage
0	No	34180	100.0%
1	Yes	8	0.0%
<i>Warning: these figures indicate the number of cases found in the data file. They cannot be interpreted as summary statistics of the population of interest.</i>			
# adv_eve_tye_inflix__32: Infix Adv Events: Thrombocytopaenia			
Information	[Type= discrete] [Format=character] [Missing=*]		
Statistics [NW/ W]	[Valid=34188 /-] [Invalid=0 /-]		
Pre-question	Infliximab Adverse Events		
Literal question	32, Thrombocytopaenia		
Value	Label	Cases	Percentage
0	No	34187	100.0%
1	Yes	1	0.0%
<i>Warning: these figures indicate the number of cases found in the data file. They cannot be interpreted as summary statistics of the population of interest.</i>			
# adv_eve_tye_inflix__34: Infix Adv Events: Other			
Information	[Type= discrete] [Format=character] [Missing=*]		
Statistics [NW/ W]	[Valid=34188 /-] [Invalid=0 /-]		
Pre-question	Infliximab Adverse Events		
Literal question	34, Other		
Value	Label	Cases	Percentage
0	No	33714	98.6%
1	Yes	474	1.4%
<i>Warning: these figures indicate the number of cases found in the data file. They cannot be interpreted as summary statistics of the population of interest.</i>			
# adv_eve_tye_inflix__36: Infix Adv Events: Not known			
Information	[Type= discrete] [Format=character] [Missing=*]		
Statistics [NW/ W]	[Valid=34188 /-] [Invalid=0 /-]		
Pre-question	Infliximab Adverse Events		
Literal question	36, Not known		

# adv_eve_tye_inflix__36: Infix Adv Events: Not known			
Value	Label	Cases	Percentage
0	No	34143	99.9%
1	Yes	45	0.1%
<i>Warning: these figures indicate the number of cases found in the data file. They cannot be interpreted as summary statistics of the population of interest.</i>			
# adv_eve_tye_inflix__37: Infix Adv Events: Not available			
Information	[Type= discrete] [Format=character] [Missing=*]		
Statistics [NW/ W]	[Valid=34188 /-] [Invalid=0 /-]		
Pre-question	Infliximab Adverse Events		
Literal question	37, Information not available		
Value	Label	Cases	Percentage
0	No	34169	99.9%
1	Yes	19	0.1%
<i>Warning: these figures indicate the number of cases found in the data file. They cannot be interpreted as summary statistics of the population of interest.</i>			
# adv_eve_tye_inflix__38: Infix Adv Events: In PANTS			
Information	[Type= discrete] [Format=character] [Missing=*]		
Statistics [NW/ W]	[Valid=34188 /-] [Invalid=0 /-]		
Pre-question	Infliximab Adverse Events		
Literal question	38, In PANTS		
Value	Label	Cases	Percentage
0	No	34180	100.0%
1	Yes	8	0.0%
<i>Warning: these figures indicate the number of cases found in the data file. They cannot be interpreted as summary statistics of the population of interest.</i>			
# pants_inflix_ident: PANTS Identifier			
Information	[Type= discrete] [Format=character] [Missing=*]		
Statistics [NW/ W]	[Valid=34188 /-] [Invalid=0 /-]		
Pre-question	Infliximab Adverse Events		
Literal question	What is the PANTS identifier?		
# adv_eve_inflix: Infix Adv Events Other			
Information	[Type= discrete] [Format=character] [Missing=*]		
Statistics [NW/ W]	[Valid=34188 /-] [Invalid=0 /-]		
Pre-question	Infliximab Adverse Events		
Literal question	Other adverse events for Infliximab		
# infix_what_infect: Infliximab Infections			
Information	[Type= discrete] [Format=character] [Missing=*]		
Statistics [NW/ W]	[Valid=34188 /-] [Invalid=0 /-]		
Pre-question	Infliximab		
Literal question	What infections		
# comments_inflix: Infliximab Comments			
Information	[Type= discrete] [Format=character] [Missing=*]		
Statistics [NW/ W]	[Valid=34177 /-] [Invalid=0 /-]		
Literal question	Any other comments for Infliximab		

# ada_start_date: Adalimumab Start Year			
Information	[Type= discrete] [Format=character] [Missing=*]		
Statistics [NW/ W]	[Valid=34188 /-] [Invalid=0 /-]		
Literal question	Year of starting Adalimumab		
# curr_on_ada: Adalimumab Currently			
Information	[Type= discrete] [Format=character] [Missing=*]		
Statistics [NW/ W]	[Valid=34188 /-] [Invalid=0 /-]		
Literal question	Is the patient currently on Adalimumab?		
Value	Label	Cases	Percentage
1	Yes	3069	9.0%
2	No	2965	8.7%
3	Not Known	38	0.1%
NULL		28116	82.2%
<i>Warning: these figures indicate the number of cases found in the data file. They cannot be interpreted as summary statistics of the population of interest.</i>			
# ada_stop_date: Adalimumab Stop Year			
Information	[Type= discrete] [Format=character] [Missing=*]		
Statistics [NW/ W]	[Valid=34188 /-] [Invalid=0 /-]		
Literal question	Year of stopping Adalimumab		
# ada_work: Adalimumab Worked			
Information	[Type= discrete] [Format=character] [Missing=*]		
Statistics [NW/ W]	[Valid=34188 /-] [Invalid=0 /-]		
Literal question	Did Adalimumab work? (based on global physician assessment)		
Value	Label	Cases	Percentage
1	Yes	2705	7.9%
2	No	867	2.5%
3	Worked for > 12 months then lost response	425	1.2%
4	Only at high dose / increased frequency	60	0.2%
5	Not known	513	1.5%
6	Partial (response but not remission)	670	2.0%
7	Unable to assess (e.g. unable to tolerate)	396	1.2%
8	Worked for < 12 months then lost response	216	0.6%
NULL		28336	82.9%
<i>Warning: these figures indicate the number of cases found in the data file. They cannot be interpreted as summary statistics of the population of interest.</i>			
# ad_eve_ada: Adalimumab Adverse Events			
Information	[Type= discrete] [Format=character] [Missing=*]		
Statistics [NW/ W]	[Valid=34188 /-] [Invalid=0 /-]		
Literal question	Did the patient have a significant adverse event to Adalimumab requiring Rx cessation or dose reduction?		
Value	Label	Cases	Percentage
1		919	2.7%
2		4180	12.2%
3		497	1.5%
NULL		28592	83.6%
<i>Warning: these figures indicate the number of cases found in the data file. They cannot be interpreted as summary statistics of the population of interest.</i>			

# adv_eve_tye_ada__1: Ada Adv Event: Abdominal pain			
Information	[Type= discrete] [Format=character] [Missing=*]		
Statistics [NW/ W]	[Valid=34188 /-] [Invalid=0 /-]		
Pre-question	Adverse reaction to Adalimumab		
Literal question	1, Abdominal pain		
Value	Label	Cases	Percentage
0	No	34172	100.0%
1	Yes	16	0.0%
<i>Warning: these figures indicate the number of cases found in the data file. They cannot be interpreted as summary statistics of the population of interest.</i>			
# adv_eve_tye_ada__2: Ada Adv Event: Anaemia			
Information	[Type= discrete] [Format=character] [Missing=*]		
Statistics [NW/ W]	[Valid=34188 /-] [Invalid=0 /-]		
Pre-question	Adverse reaction to Adalimumab		
Literal question	2, Anaemia		
Value	Label	Cases	Percentage
0	No	34180	100.0%
1	Yes	8	0.0%
<i>Warning: these figures indicate the number of cases found in the data file. They cannot be interpreted as summary statistics of the population of interest.</i>			
# adv_eve_tye_ada__3: Ada Adv Event: Anaphylaxis			
Information	[Type= discrete] [Format=character] [Missing=*]		
Statistics [NW/ W]	[Valid=34188 /-] [Invalid=0 /-]		
Pre-question	Adverse reaction to Adalimumab		
Literal question	3, Anaphylaxis or anaphylactoid reaction		
Value	Label	Cases	Percentage
0	No	34169	99.9%
1	Yes	19	0.1%
<i>Warning: these figures indicate the number of cases found in the data file. They cannot be interpreted as summary statistics of the population of interest.</i>			
# adv_eve_tye_ada__10: Ada Adv Event: Could not tolerate			
Information	[Type= discrete] [Format=character] [Missing=*]		
Statistics [NW/ W]	[Valid=34188 /-] [Invalid=0 /-]		
Pre-question	Adverse reaction to Adalimumab		
Literal question	10, Could not tolerate		
Value	Label	Cases	Percentage
0	No	34140	99.9%
1	Yes	48	0.1%
<i>Warning: these figures indicate the number of cases found in the data file. They cannot be interpreted as summary statistics of the population of interest.</i>			
# adv_eve_tye_ada__11: Ada Adv Event: Demyelination			
Information	[Type= discrete] [Format=character] [Missing=*]		
Statistics [NW/ W]	[Valid=34188 /-] [Invalid=0 /-]		
Pre-question	Adverse reaction to Adalimumab		
Literal question	11, Demyelination or other neurological symptoms		

adv_eve_tye_ada__11: Ada Adv Event: Demyelination

Value	Label	Cases	Percentage
0	No	34173	100.0%
1	Yes	15	0.0%

Warning: these figures indicate the number of cases found in the data file. They cannot be interpreted as summary statistics of the population of interest.

# adv_eve_tye_ada__13: Ada Adv Event: Diarrhoea			
Information	[Type= discrete] [Format=character] [Missing=*]		
Statistics [NW/ W]	[Valid=34188 /-] [Invalid=0 /-]		
Pre-question	Adverse reaction to Adalimumab		
Literal question	13, Diarrhoea		
Value	Label	Cases	Percentage
0	No	34173	100.0%
1	Yes	15	0.0%
<i>Warning: these figures indicate the number of cases found in the data file. They cannot be interpreted as summary statistics of the population of interest.</i>			
# adv_eve_tye_ada__14: Ada Adv Event: Deranged LFTs			
Information	[Type= discrete] [Format=character] [Missing=*]		
Statistics [NW/ W]	[Valid=34188 /-] [Invalid=0 /-]		
Pre-question	Adverse reaction to Adalimumab		
Literal question	14, Deranged LFTs		
Value	Label	Cases	Percentage
0	No	34171	100.0%
1	Yes	17	0.0%
<i>Warning: these figures indicate the number of cases found in the data file. They cannot be interpreted as summary statistics of the population of interest.</i>			
# adv_eve_tye_ada__17: Ada Adv Event: Exacerbation			
Information	[Type= discrete] [Format=character] [Missing=*]		
Statistics [NW/ W]	[Valid=34188 /-] [Invalid=0 /-]		
Pre-question	Adverse reaction to Adalimumab		
Literal question	17, Exacerbation of IBD symptoms		
Value	Label	Cases	Percentage
0	No	34157	99.9%
1	Yes	31	0.1%
<i>Warning: these figures indicate the number of cases found in the data file. They cannot be interpreted as summary statistics of the population of interest.</i>			
# adv_eve_tye_ada__16: Ada Adv Event: Fever			
Information	[Type= discrete] [Format=character] [Missing=*]		
Statistics [NW/ W]	[Valid=34188 /-] [Invalid=0 /-]		
Pre-question	Adverse reaction to Adalimumab		
Literal question	16, Fever		
Value	Label	Cases	Percentage
0	No	34167	99.9%
1	Yes	21	0.1%
<i>Warning: these figures indicate the number of cases found in the data file. They cannot be interpreted as summary statistics of the population of interest.</i>			
# adv_eve_tye_ada__19: Ada Adv Event: Hypertension			
Information	[Type= discrete] [Format=character] [Missing=*]		
Statistics [NW/ W]	[Valid=34188 /-] [Invalid=0 /-]		
Pre-question	Adverse reaction to Adalimumab		
Literal question	19, Hypertension		

# adv_eve_tye_ada__19: Ada Adv Event: Hypertension			
Value	Label	Cases	Percentage
0	No	34187	100.0%
1	Yes	1	0.0%
<i>Warning: these figures indicate the number of cases found in the data file. They cannot be interpreted as summary statistics of the population of interest.</i>			
# adv_eve_tye_ada__20: Ada Adv Event: Hypotension			
Information	[Type= discrete] [Format=character] [Missing=*]		
Statistics [NW/ W]	[Valid=34188 /-] [Invalid=0 /-]		
Pre-question	Adverse reaction to Adalimumab		
Literal question	20, Hypotension		
Value	Label	Cases	Percentage
0	No	34186	100.0%
1	Yes	2	0.0%
<i>Warning: these figures indicate the number of cases found in the data file. They cannot be interpreted as summary statistics of the population of interest.</i>			
# adv_eve_tye_ada__21: Ada Adv Event: Infection			
Information	[Type= discrete] [Format=character] [Missing=*]		
Statistics [NW/ W]	[Valid=34188 /-] [Invalid=0 /-]		
Pre-question	Adverse reaction to Adalimumab		
Literal question	21, Infection		
Value	Label	Cases	Percentage
0	No	34100	99.7%
1	Yes	88	0.3%
<i>Warning: these figures indicate the number of cases found in the data file. They cannot be interpreted as summary statistics of the population of interest.</i>			
# adv_eve_tye_ada__35: Ada Adv Event: Renal Impairment			
Information	[Type= discrete] [Format=character] [Missing=*]		
Statistics [NW/ W]	[Valid=34188 /-] [Invalid=0 /-]		
Pre-question	Adverse reaction to Adalimumab		
Literal question	35, Renal Impairment		
Value	Label	Cases	Percentage
0	No	34139	99.9%
1	Yes	49	0.1%
<i>Warning: these figures indicate the number of cases found in the data file. They cannot be interpreted as summary statistics of the population of interest.</i>			
# adv_eve_tye_ada__5: Ada Adv Event: Joint pain			
Information	[Type= discrete] [Format=character] [Missing=*]		
Statistics [NW/ W]	[Valid=34188 /-] [Invalid=0 /-]		
Pre-question	Adverse reaction to Adalimumab		
Literal question	5, Joint pain		
Value	Label	Cases	Percentage
0	No	34113	99.8%
1	Yes	75	0.2%
<i>Warning: these figures indicate the number of cases found in the data file. They cannot be interpreted as summary statistics of the population of interest.</i>			
# adv_eve_tye_ada__22: Ada Adv Event: Leucopaenia			
Information	[Type= discrete] [Format=character] [Missing=*]		

# adv_eve_tye_ada__22: Ada Adv Event: Leucopaenia			
Statistics [NW/ W]	[Valid=34188 /-] [Invalid=0 /-]		
Pre-question	Adverse reaction to Adalimumab		
Literal question	22, Leucopaenia		
Value	Label	Cases	Percentage
0	No	34184	100.0%
1	Yes	4	0.0%
<i>Warning: these figures indicate the number of cases found in the data file. They cannot be interpreted as summary statistics of the population of interest.</i>			
# adv_eve_tye_ada__18: Ada Adv Event: Malaise			
Information	[Type= discrete] [Format=character] [Missing=*]		
Statistics [NW/ W]	[Valid=34188 /-] [Invalid=0 /-]		
Pre-question	Adverse reaction to Adalimumab		
Literal question	18, Malaise		
Value	Label	Cases	Percentage
0	No	34153	99.9%
1	Yes	35	0.1%
<i>Warning: these figures indicate the number of cases found in the data file. They cannot be interpreted as summary statistics of the population of interest.</i>			
# adv_eve_tye_ada__23: Ada Adv Event: Nausea			
Information	[Type= discrete] [Format=character] [Missing=*]		
Statistics [NW/ W]	[Valid=34188 /-] [Invalid=0 /-]		
Pre-question	Adverse reaction to Adalimumab		
Literal question	23, Nausea		
Value	Label	Cases	Percentage
0	No	34130	99.8%
1	Yes	58	0.2%
<i>Warning: these figures indicate the number of cases found in the data file. They cannot be interpreted as summary statistics of the population of interest.</i>			
# adv_eve_tye_ada__24: Ada Adv Event: Neutropaenia			
Information	[Type= discrete] [Format=character] [Missing=*]		
Statistics [NW/ W]	[Valid=34188 /-] [Invalid=0 /-]		
Pre-question	Adverse reaction to Adalimumab		
Literal question	24, Neutropaenia		
Value	Label	Cases	Percentage
0	No	34178	100.0%
1	Yes	10	0.0%
<i>Warning: these figures indicate the number of cases found in the data file. They cannot be interpreted as summary statistics of the population of interest.</i>			
# adv_eve_tye_ada__25: Ada Adv Event: None			
Information	[Type= discrete] [Format=character] [Missing=*]		
Statistics [NW/ W]	[Valid=34188 /-] [Invalid=0 /-]		
Pre-question	Adverse reaction to Adalimumab		
Literal question	25, None		
Value	Label	Cases	Percentage
0	No	34183	100.0%

# adv_eve_tye_ada__25: Ada Adv Event: None			
Value	Label	Cases	Percentage
1	Yes	5	0.0%
<i>Warning: these figures indicate the number of cases found in the data file. They cannot be interpreted as summary statistics of the population of interest.</i>			
# adv_eve_tye_ada__26: Ada Adv Event: Osteopaenia			
Information	[Type= discrete] [Format=character] [Missing=*]		
Statistics [NW/ W]	[Valid=34188 /-] [Invalid=0 /-]		
Pre-question	Adverse reaction to Adalimumab		
Literal question	26, Osteopaenia		
Value	Label	Cases	Percentage
0	No	34188	100.0%
1	Yes	0	
<i>Warning: these figures indicate the number of cases found in the data file. They cannot be interpreted as summary statistics of the population of interest.</i>			
# adv_eve_tye_ada__28: Ada Adv Event: Pancytopenia			
Information	[Type= discrete] [Format=character] [Missing=*]		
Statistics [NW/ W]	[Valid=34188 /-] [Invalid=0 /-]		
Pre-question	Adverse reaction to Adalimumab		
Literal question	28, Pancytopenia		
Value	Label	Cases	Percentage
0	No	34188	100.0%
1	Yes	0	
<i>Warning: these figures indicate the number of cases found in the data file. They cannot be interpreted as summary statistics of the population of interest.</i>			
# adv_eve_tye_ada__39: Ada Adv Event: Psoriasis			
Information	[Type= discrete] [Format=character] [Missing=*]		
Statistics [NW/ W]	[Valid=34188 /-] [Invalid=0 /-]		
Pre-question	Adverse reaction to Adalimumab		
Literal question	39, Psoriasis		
Value	Label	Cases	Percentage
0	No	34141	99.9%
1	Yes	47	0.1%
<i>Warning: these figures indicate the number of cases found in the data file. They cannot be interpreted as summary statistics of the population of interest.</i>			
# adv_eve_tye_ada__30: Ada Adv Event: Rash			
Information	[Type= discrete] [Format=character] [Missing=*]		
Statistics [NW/ W]	[Valid=34188 /-] [Invalid=0 /-]		
Pre-question	Adverse reaction to Adalimumab		
Literal question	30, Rash		
Value	Label	Cases	Percentage
0	No	34012	99.5%
1	Yes	176	0.5%
<i>Warning: these figures indicate the number of cases found in the data file. They cannot be interpreted as summary statistics of the population of interest.</i>			
# adv_eve_tye_ada__31: Ada Adv Event: Sepsis			
Information	[Type= discrete] [Format=character] [Missing=*]		
Statistics [NW/ W]	[Valid=34188 /-] [Invalid=0 /-]		

# adv_eve_tye_ada__31: Ada Adv Event: Sepsis			
Pre-question	Adverse reaction to Adalimumab		
Literal question	31, Sepsis		
Value	Label	Cases	Percentage
0	No	34184	100.0%
1	Yes	4	0.0%
<i>Warning: these figures indicate the number of cases found in the data file. They cannot be interpreted as summary statistics of the population of interest.</i>			
# adv_eve_tye_ada__32: Ada Adv Event: Thrombocytopaenia			
Information	[Type= discrete] [Format=character] [Missing=*]		
Statistics [NW/ W]	[Valid=34188 /-] [Invalid=0 /-]		
Pre-question	Adverse reaction to Adalimumab		
Literal question	32, Thrombocytopaenia		
Value	Label	Cases	Percentage
0	No	34186	100.0%
1	Yes	2	0.0%
<i>Warning: these figures indicate the number of cases found in the data file. They cannot be interpreted as summary statistics of the population of interest.</i>			
# adv_eve_tye_ada__34: Ada Adv Event: Other			
Information	[Type= discrete] [Format=character] [Missing=*]		
Statistics [NW/ W]	[Valid=34188 /-] [Invalid=0 /-]		
Pre-question	Adverse reaction to Adalimumab		
Literal question	34, Other		
Value	Label	Cases	Percentage
0	No	33817	98.9%
1	Yes	371	1.1%
<i>Warning: these figures indicate the number of cases found in the data file. They cannot be interpreted as summary statistics of the population of interest.</i>			
# adv_eve_tye_ada__36: Ada Adv Event: Not known			
Information	[Type= discrete] [Format=character] [Missing=*]		
Statistics [NW/ W]	[Valid=34188 /-] [Invalid=0 /-]		
Pre-question	Adverse reaction to Adalimumab		
Literal question	36, Not known		
Value	Label	Cases	Percentage
0	No	34164	99.9%
1	Yes	24	0.1%
<i>Warning: these figures indicate the number of cases found in the data file. They cannot be interpreted as summary statistics of the population of interest.</i>			
# adv_eve_tye_ada__37: Ada Adv Event: Not available			
Information	[Type= discrete] [Format=character] [Missing=*]		
Statistics [NW/ W]	[Valid=34188 /-] [Invalid=0 /-]		
Pre-question	Adverse reaction to Adalimumab		
Literal question	37, Information not available		
Value	Label	Cases	Percentage
0	No	34179	100.0%
1	Yes	9	0.0%
<i>Warning: these figures indicate the number of cases found in the data file. They cannot be interpreted as summary statistics of the population of interest.</i>			

# adv_eve_tye_ada_38: Ada Adv Event: In PANTS			
Information	[Type= discrete] [Format=character] [Missing=*]		
Statistics [NW/ W]	[Valid=34188 /-] [Invalid=0 /-]		
Pre-question	Adverse reaction to Adalimumab		
Literal question	38, In PANTS		
Value	Label	Cases	Percentage
0	No	34184	100.0%
1	Yes	4	0.0%
<i>Warning: these figures indicate the number of cases found in the data file. They cannot be interpreted as summary statistics of the population of interest.</i>			
# pants_ada_ident: Ada PANTS Identifier			
Information	[Type= discrete] [Format=character] [Missing=*]		
Statistics [NW/ W]	[Valid=34188 /-] [Invalid=0 /-]		
Literal question	What is the PANTS identifier?		
# adv_eve_ada: Ada Adv Events Other			
Information	[Type= discrete] [Format=character] [Missing=*]		
Statistics [NW/ W]	[Valid=34188 /-] [Invalid=0 /-]		
Literal question	Other adverse events for Adalimumab		
# ada_what_infect: Adalimumab Infections			
Information	[Type= discrete] [Format=character] [Missing=*]		
Statistics [NW/ W]	[Valid=34188 /-] [Invalid=0 /-]		
Pre-question	Adalimumab		
Literal question	What infection?		
# comments_ada: Adalimumab Comments			
Information	[Type= discrete] [Format=character] [Missing=*]		
Statistics [NW/ W]	[Valid=34181 /-] [Invalid=0 /-]		
Literal question	Any other comments for Adalimumab		
# goli_start_date: Golimumab Start Year			
Information	[Type= discrete] [Format=character] [Missing=*]		
Statistics [NW/ W]	[Valid=34188 /-] [Invalid=0 /-]		
Literal question	Year of starting Golimumab		
# curr_on_goli: Golimumab Currently			
Information	[Type= discrete] [Format=character] [Missing=*]		
Statistics [NW/ W]	[Valid=34188 /-] [Invalid=0 /-]		
Literal question	Is the patient currently on Golimumab?		
Value	Label	Cases	Percentage
1	Yes	94	0.3%
2	No	151	0.4%
3	Not Known	0	
NULL		33943	99.3%
<i>Warning: these figures indicate the number of cases found in the data file. They cannot be interpreted as summary statistics of the population of interest.</i>			

# goli_stop_date: Golimumab Stop Year			
Information	[Type= discrete] [Format=character] [Missing=*]		
Statistics [NW/ W]	[Valid=34188 /-] [Invalid=0 /-]		
Literal question	Year of stopping Golimumab		
# goli_work: Golimumab Worked			
Information	[Type= discrete] [Format=character] [Missing=*]		
Statistics [NW/ W]	[Valid=34188 /-] [Invalid=0 /-]		
Literal question	Did Golimumab work?		
Value	Label	Cases	Percentage
1	Yes	69	0.2%
2	No	65	0.2%
3	Worked for > 12 months then lost response	19	0.1%
4	Only at high dose / increased frequency	2	0.0%
5	Not known	25	0.1%
6	Partial (response but not remission)	35	0.1%
7	Unable to assess (e.g. unable to tolerate)	7	0.0%
8	Worked for < 12 months then lost response	21	0.1%
NULL		33945	99.3%
<i>Warning: these figures indicate the number of cases found in the data file. They cannot be interpreted as summary statistics of the population of interest.</i>			
# ad_eve_goli: Golimumab Adverse Events			
Information	[Type= discrete] [Format=character] [Missing=*]		
Statistics [NW/ W]	[Valid=34188 /-] [Invalid=0 /-]		
Literal question	Did the patient have a significant adverse event to Golimumab requiring Rx cessation or dose reduction?		
Value	Label	Cases	Percentage
1	Yes	21	0.1%
2	No	180	0.5%
3	Not Known	28	0.1%
NULL		33959	99.3%
<i>Warning: these figures indicate the number of cases found in the data file. They cannot be interpreted as summary statistics of the population of interest.</i>			
# adv_eve_tye_goli__1: Goli Adv Event: Abdominal pain			
Information	[Type= discrete] [Format=character] [Missing=*]		
Statistics [NW/ W]	[Valid=34188 /-] [Invalid=0 /-]		
Pre-question	Adverse reaction to Golimumab		
Literal question	1, Abdominal pain		
Value	Label	Cases	Percentage
0	No	34188	100.0%
1	Yes	0	
<i>Warning: these figures indicate the number of cases found in the data file. They cannot be interpreted as summary statistics of the population of interest.</i>			
# adv_eve_tye_goli__2: Goli Adv Event: Anaemia			
Information	[Type= discrete] [Format=character] [Missing=*]		
Statistics [NW/ W]	[Valid=34188 /-] [Invalid=0 /-]		
Pre-question	Adverse reaction to Golimumab		
Literal question	2, Anaemia		

# adv_eve_tye_goli__2: Goli Adv Event: Anaemia			
Value	Label	Cases	Percentage
0	No	34188	100.0%
1	Yes	0	
<i>Warning: these figures indicate the number of cases found in the data file. They cannot be interpreted as summary statistics of the population of interest.</i>			
# adv_eve_tye_goli__3: Goli Adv Event: Anaphylaxis			
Information	[Type= discrete] [Format=character] [Missing=*]		
Statistics [NW/ W]	[Valid=34188 /-] [Invalid=0 /-]		
Pre-question	Adverse reaction to Golimumab		
Literal question	3, Anaphylaxis or anaphylactoid reaction		
Value	Label	Cases	Percentage
0	No	34188	100.0%
1	Yes	0	
<i>Warning: these figures indicate the number of cases found in the data file. They cannot be interpreted as summary statistics of the population of interest.</i>			
# adv_eve_tye_goli__10: Goli Adv Event: Could not tolerate			
Information	[Type= discrete] [Format=character] [Missing=*]		
Statistics [NW/ W]	[Valid=34188 /-] [Invalid=0 /-]		
Pre-question	Adverse reaction to Golimumab		
Literal question	10, Could not tolerate		
Value	Label	Cases	Percentage
0	No	34188	100.0%
1	Yes	0	
<i>Warning: these figures indicate the number of cases found in the data file. They cannot be interpreted as summary statistics of the population of interest.</i>			
# adv_eve_tye_goli__11: Goli Adv Event: Demyelination			
Information	[Type= discrete] [Format=character] [Missing=*]		
Statistics [NW/ W]	[Valid=34188 /-] [Invalid=0 /-]		
Pre-question	Adverse reaction to Golimumab		
Literal question	11, Demyelination or other neurological symptoms		
Value	Label	Cases	Percentage
0	No	34188	100.0%
1	Yes	0	
<i>Warning: these figures indicate the number of cases found in the data file. They cannot be interpreted as summary statistics of the population of interest.</i>			
# adv_eve_tye_goli__13: Goli Adv Event: Diarrhoea			
Information	[Type= discrete] [Format=character] [Missing=*]		
Statistics [NW/ W]	[Valid=34188 /-] [Invalid=0 /-]		
Pre-question	Adverse reaction to Golimumab		
Literal question	13, Diarrhoea		
Value	Label	Cases	Percentage
0	No	34188	100.0%
1	Yes	0	
<i>Warning: these figures indicate the number of cases found in the data file. They cannot be interpreted as summary statistics of the population of interest.</i>			
# adv_eve_tye_goli__14: Goli Adv Event: Deranged LFTs			
Information	[Type= discrete] [Format=character] [Missing=*]		

# adv_eve_tye_goli__14: Goli Adv Event: Deranged LFTs			
Statistics [NW/ W]	[Valid=34188 /-] [Invalid=0 /-]		
Pre-question	Adverse reaction to Golimumab		
Literal question	14, Deranged LFTs		
Value	Label	Cases	Percentage
0	No	34187	100.0%
1	Yes	1	0.0%
<i>Warning: these figures indicate the number of cases found in the data file. They cannot be interpreted as summary statistics of the population of interest.</i>			
# adv_eve_tye_goli__17: Goli Adv Event: Exacerbation			
Information	[Type= discrete] [Format=character] [Missing=*]		
Statistics [NW/ W]	[Valid=34188 /-] [Invalid=0 /-]		
Pre-question	Adverse reaction to Golimumab		
Literal question	17, Exacerbation of IBD symptoms		
Value	Label	Cases	Percentage
0	No	34188	100.0%
1	Yes	0	
<i>Warning: these figures indicate the number of cases found in the data file. They cannot be interpreted as summary statistics of the population of interest.</i>			
# adv_eve_tye_goli__16: Goli Adv Event: Fever			
Information	[Type= discrete] [Format=character] [Missing=*]		
Statistics [NW/ W]	[Valid=34188 /-] [Invalid=0 /-]		
Pre-question	Adverse reaction to Golimumab		
Literal question	16, Fever		
Value	Label	Cases	Percentage
0	No	34188	100.0%
1	Yes	0	
<i>Warning: these figures indicate the number of cases found in the data file. They cannot be interpreted as summary statistics of the population of interest.</i>			
# adv_eve_tye_goli__19: Goli Adv Event: Hypertension			
Information	[Type= discrete] [Format=character] [Missing=*]		
Statistics [NW/ W]	[Valid=34188 /-] [Invalid=0 /-]		
Pre-question	Adverse reaction to Golimumab		
Literal question	19, Hypertension		
Value	Label	Cases	Percentage
0	No	34188	100.0%
1	Yes	0	
<i>Warning: these figures indicate the number of cases found in the data file. They cannot be interpreted as summary statistics of the population of interest.</i>			
# adv_eve_tye_goli__20: Goli Adv Event: Hypotension			
Information	[Type= discrete] [Format=character] [Missing=*]		
Statistics [NW/ W]	[Valid=34188 /-] [Invalid=0 /-]		
Pre-question	Adverse reaction to Golimumab		
Literal question	20, Hypotension		
Value	Label	Cases	Percentage
0	No	34188	100.0%

# adv_eve_tye_goli__20: Goli Adv Event: Hypotension			
Value	Label	Cases	Percentage
1	Yes	0	
<i>Warning: these figures indicate the number of cases found in the data file. They cannot be interpreted as summary statistics of the population of interest.</i>			
# adv_eve_tye_goli__35: Goli Adv Event: Renal Impairment			
Information	[Type= discrete] [Format=character] [Missing=*]		
Statistics [NW/ W]	[Valid=34188 /-] [Invalid=0 /-]		
Pre-question	Adverse reaction to Golimumab		
Literal question	35, Renal Impairment		
Value	Label	Cases	Percentage
0	No	34185	100.0%
1	Yes	3	0.0%
<i>Warning: these figures indicate the number of cases found in the data file. They cannot be interpreted as summary statistics of the population of interest.</i>			
# adv_eve_tye_goli__5: Goli Adv Event: Joint pain			
Information	[Type= discrete] [Format=character] [Missing=*]		
Statistics [NW/ W]	[Valid=34188 /-] [Invalid=0 /-]		
Pre-question	Adverse reaction to Golimumab		
Literal question	5, Joint pain		
Value	Label	Cases	Percentage
0	No	34187	100.0%
1	Yes	1	0.0%
<i>Warning: these figures indicate the number of cases found in the data file. They cannot be interpreted as summary statistics of the population of interest.</i>			
# adv_eve_tye_goli__22: Goli Adv Event: Leucopaenia			
Information	[Type= discrete] [Format=character] [Missing=*]		
Statistics [NW/ W]	[Valid=34188 /-] [Invalid=0 /-]		
Pre-question	Adverse reaction to Golimumab		
Literal question	22, Leucopaenia		
Value	Label	Cases	Percentage
0	No	34188	100.0%
1	Yes	0	
<i>Warning: these figures indicate the number of cases found in the data file. They cannot be interpreted as summary statistics of the population of interest.</i>			
# adv_eve_tye_goli__18: Goli Adv Event: Malaise			
Information	[Type= discrete] [Format=character] [Missing=*]		
Statistics [NW/ W]	[Valid=34188 /-] [Invalid=0 /-]		
Pre-question	Adverse reaction to Golimumab		
Literal question	18, Malaise		
Value	Label	Cases	Percentage
0	No	34188	100.0%
1	Yes	0	
<i>Warning: these figures indicate the number of cases found in the data file. They cannot be interpreted as summary statistics of the population of interest.</i>			
# adv_eve_tye_goli__23: Goli Adv Event: Nausea			
Information	[Type= discrete] [Format=character] [Missing=*]		
Statistics [NW/ W]	[Valid=34188 /-] [Invalid=0 /-]		

# adv_eve_tye_goli__23: Goli Adv Event: Nausea			
Pre-question	Adverse reaction to Golimumab		
Literal question	23, Nausea		
Value	Label	Cases	Percentage
0	No	34188	100.0%
1	Yes	0	
<i>Warning: these figures indicate the number of cases found in the data file. They cannot be interpreted as summary statistics of the population of interest.</i>			
# adv_eve_tye_goli__24: Goli Adv Event: Neutropaenia			
Information	[Type= discrete] [Format=character] [Missing=*]		
Statistics [NW/ W]	[Valid=34188 /-] [Invalid=0 /-]		
Pre-question	Adverse reaction to Golimumab		
Literal question	24, Neutropaenia		
Value	Label	Cases	Percentage
0	No	34187	100.0%
1	Yes	1	0.0%
<i>Warning: these figures indicate the number of cases found in the data file. They cannot be interpreted as summary statistics of the population of interest.</i>			

# adv_eve_tye_goli__25: Goli Adv Event: None			
Information	[Type= discrete] [Format=character] [Missing=*]		
Statistics [NW/ W]	[Valid=34188 /-] [Invalid=0 /-]		
Pre-question	Adverse reaction to Golimumab		
Literal question	25, None		
Value	Label	Cases	Percentage
0	No	34188	100.0%
1	Yes	0	
<i>Warning: these figures indicate the number of cases found in the data file. They cannot be interpreted as summary statistics of the population of interest.</i>			
# adv_eve_tye_goli__28: Goli Adv Event: Pancytopenia			
Information	[Type= discrete] [Format=character] [Missing=*]		
Statistics [NW/ W]	[Valid=34188 /-] [Invalid=0 /-]		
Pre-question	Adverse reaction to Golimumab		
Literal question	28, Pancytopenia		
Value	Label	Cases	Percentage
0	No	34188	100.0%
1	Yes	0	
<i>Warning: these figures indicate the number of cases found in the data file. They cannot be interpreted as summary statistics of the population of interest.</i>			
# adv_eve_tye_goli__39: Goli Adv Event: Psoriasis			
Information	[Type= discrete] [Format=character] [Missing=*]		
Statistics [NW/ W]	[Valid=34188 /-] [Invalid=0 /-]		
Pre-question	Adverse reaction to Golimumab		
Literal question	39, Psoriasis		
Value	Label	Cases	Percentage
0	No	34186	100.0%
1	Yes	2	0.0%
<i>Warning: these figures indicate the number of cases found in the data file. They cannot be interpreted as summary statistics of the population of interest.</i>			
# adv_eve_tye_goli__30: Goli Adv Event: Rash			
Information	[Type= discrete] [Format=character] [Missing=*]		
Statistics [NW/ W]	[Valid=34188 /-] [Invalid=0 /-]		
Pre-question	Adverse reaction to Golimumab		
Literal question	30, Rash		
Value	Label	Cases	Percentage
0	No	34184	100.0%
1	Yes	4	0.0%
<i>Warning: these figures indicate the number of cases found in the data file. They cannot be interpreted as summary statistics of the population of interest.</i>			
# adv_eve_tye_goli__31: Goli Adv Event: Sepsis			
Information	[Type= discrete] [Format=character] [Missing=*]		
Statistics [NW/ W]	[Valid=34188 /-] [Invalid=0 /-]		
Pre-question	Adverse reaction to Golimumab		
Literal question	31, Sepsis		

# adv_eve_tye_goli__31: Goli Adv Event: Sepsis			
Value	Label	Cases	Percentage
0	No	34188	100.0%
1	Yes	0	
<i>Warning: these figures indicate the number of cases found in the data file. They cannot be interpreted as summary statistics of the population of interest.</i>			
# adv_eve_tye_goli__32: Goli Adv Event: Thrombocytopaenia			
Information	[Type= discrete] [Format=character] [Missing=*]		
Statistics [NW/ W]	[Valid=34188 /-] [Invalid=0 /-]		
Pre-question	Adverse reaction to Golimumab		
Literal question	32, Thrombocytopaenia		
Value	Label	Cases	Percentage
0	No	34188	100.0%
1	Yes	0	
<i>Warning: these figures indicate the number of cases found in the data file. They cannot be interpreted as summary statistics of the population of interest.</i>			
# adv_eve_tye_goli__34: Goli Adv Event: Other			
Information	[Type= discrete] [Format=character] [Missing=*]		
Statistics [NW/ W]	[Valid=34188 /-] [Invalid=0 /-]		
Pre-question	Adverse reaction to Golimumab		
Literal question	34, Other		
Value	Label	Cases	Percentage
0	No	34176	100.0%
1	Yes	12	0.0%
<i>Warning: these figures indicate the number of cases found in the data file. They cannot be interpreted as summary statistics of the population of interest.</i>			
# adv_eve_tye_goli__36: Goli Adv Event: Not known			
Information	[Type= discrete] [Format=character] [Missing=*]		
Statistics [NW/ W]	[Valid=34188 /-] [Invalid=0 /-]		
Pre-question	Adverse reaction to Golimumab		
Literal question	36, Not known		
Value	Label	Cases	Percentage
0	No	34188	100.0%
1	Yes	0	
<i>Warning: these figures indicate the number of cases found in the data file. They cannot be interpreted as summary statistics of the population of interest.</i>			
# adv_eve_tye_goli__37: Goli Adv Event: Not available			
Information	[Type= discrete] [Format=character] [Missing=*]		
Statistics [NW/ W]	[Valid=34188 /-] [Invalid=0 /-]		
Pre-question	Adverse reaction to Golimumab		
Literal question	37, Information not available		
Value	Label	Cases	Percentage
0	No	34188	100.0%
1	Yes	0	
<i>Warning: these figures indicate the number of cases found in the data file. They cannot be interpreted as summary statistics of the population of interest.</i>			
# adv_eve_goli: Goli Adv Events Other			
Information	[Type= discrete] [Format=character] [Missing=*]		

# adv_eve_goli: Goli Adv Events Other			
Statistics [NW/ W]	[Valid=34188 /-] [Invalid=0 /-]		
Pre-question	Golimumab		
Literal question	Other adverse events for Golimumab		
# goli_what_infect: Golimumab Infections			
Information	[Type= discrete] [Format=character] [Missing=*]		
Statistics [NW/ W]	[Valid=34188 /-] [Invalid=0 /-]		
Pre-question	Golimumab		
Literal question	What infection?		
Value	Label	Cases	Percentage
Upper respiratory infections		1	0.0%
flu like symptoms		1	0.0%
not known		1	0.0%
NULL		34185	100.0%
<i>Warning: these figures indicate the number of cases found in the data file. They cannot be interpreted as summary statistics of the population of interest.</i>			
# comments_goli: Golimumab Comments			
Information	[Type= discrete] [Format=character] [Missing=*]		
Statistics [NW/ W]	[Valid=34188 /-] [Invalid=0 /-]		
Literal question	Any other comments for Golimumab		
# vedo_start_date: Vedolizumab Start Year			
Information	[Type= discrete] [Format=character] [Missing=*]		
Statistics [NW/ W]	[Valid=34188 /-] [Invalid=0 /-]		
Literal question	Year of starting Vedolizumab		
# curr_on_vedo: Vedolizumab Currently			
Information	[Type= discrete] [Format=character] [Missing=*]		
Statistics [NW/ W]	[Valid=34188 /-] [Invalid=0 /-]		
Literal question	Is the patient currently on Vedolizumab?		
Value	Label	Cases	Percentage
1	Yes	1732	5.1%
2	No	475	1.4%
3	Not Known	9	0.0%
NULL		31972	93.5%
<i>Warning: these figures indicate the number of cases found in the data file. They cannot be interpreted as summary statistics of the population of interest.</i>			
# vedo_stop_date: Vedolizumab Stop Year			
Information	[Type= discrete] [Format=character] [Missing=*]		
Statistics [NW/ W]	[Valid=34188 /-] [Invalid=0 /-]		
Literal question	Year of stopping Vedolizumab		
# vedo_work: Vedolizumab Worked			
Information	[Type= discrete] [Format=character] [Missing=*]		
Statistics [NW/ W]	[Valid=34188 /-] [Invalid=0 /-]		

# vedo_work: Vedolizumab Worked			
Literal question	Did Vedolizumab work?		
Value	Label	Cases	Percentage
1	Yes	1122	3.3%
2	No	229	0.7%
3	Worked for > 12 months then lost response	38	0.1%
4	Only at high dose / increased frequency	8	0.0%
5	Not known	368	1.1%
6	Partial (response but not remission)	198	0.6%
7	Unable to assess (e.g. unable to tolerate)	78	0.2%
8	Worked for < 12 months then lost response	43	0.1%
NULL		32104	93.9%
<i>Warning: these figures indicate the number of cases found in the data file. They cannot be interpreted as summary statistics of the population of interest.</i>			
# ad_eve_vedo: Vedolizumab Adverse Events			
Information	[Type= discrete] [Format=character] [Missing=*]		
Statistics [NW/ W]	[Valid=34188 /-] [Invalid=0 /-]		
Literal question	Did the patient have a significant adverse event to Vedolizumab requiring Rx cessation or dose reduction?		
Value	Label	Cases	Percentage
1	Yes	152	0.4%
2	No	1677	4.9%
3	Not Known	188	0.5%
NULL		32171	94.1%
<i>Warning: these figures indicate the number of cases found in the data file. They cannot be interpreted as summary statistics of the population of interest.</i>			
# adv_eve_tye_vedo__1: Vedo Adv Event: Abdominal pain			
Information	[Type= discrete] [Format=character] [Missing=*]		
Statistics [NW/ W]	[Valid=34188 /-] [Invalid=0 /-]		
Pre-question	Adverse reaction to Vedolizumab		
Literal question	1, Abdominal pain		
Value	Label	Cases	Percentage
0	No	34176	100.0%
1	Yes	12	0.0%
<i>Warning: these figures indicate the number of cases found in the data file. They cannot be interpreted as summary statistics of the population of interest.</i>			
# adv_eve_tye_vedo__2: Vedo Adv Event: Anaemia			
Information	[Type= discrete] [Format=character] [Missing=*]		
Statistics [NW/ W]	[Valid=34188 /-] [Invalid=0 /-]		
Pre-question	Adverse reaction to Vedolizumab		
Literal question	2, Anaemia		
Value	Label	Cases	Percentage
0	No	34185	100.0%
1	Yes	3	0.0%
<i>Warning: these figures indicate the number of cases found in the data file. They cannot be interpreted as summary statistics of the population of interest.</i>			
# adv_eve_tye_vedo__3: Vedo Adv Event: Anaphylaxis			
Information	[Type= discrete] [Format=character] [Missing=*]		
Statistics [NW/ W]	[Valid=34188 /-] [Invalid=0 /-]		

# adv_eve_tye_vedo___3: Vedo Adv Event: Anaphylaxis			
Pre-question	Adverse reaction to Vedolizumab		
Literal question	3, Anaphylaxis or anaphylactoid reaction		
Value	Label	Cases	Percentage
0	No	34180	100.0%
1	Yes	8	0.0%
<i>Warning: these figures indicate the number of cases found in the data file. They cannot be interpreted as summary statistics of the population of interest.</i>			
# adv_eve_tye_vedo___10: Vedo Adv Event: Could not tolerate			
Information	[Type= discrete] [Format=character] [Missing=*]		
Statistics [NW/ W]	[Valid=34188 /-] [Invalid=0 /-]		
Pre-question	Adverse reaction to Vedolizumab		
Literal question	10, Could not tolerate		
Value	Label	Cases	Percentage
0	No	34182	100.0%
1	Yes	6	0.0%
<i>Warning: these figures indicate the number of cases found in the data file. They cannot be interpreted as summary statistics of the population of interest.</i>			
# adv_eve_tye_vedo___11: Vedo Adv Event: Demyelination			
Information	[Type= discrete] [Format=character] [Missing=*]		
Statistics [NW/ W]	[Valid=34188 /-] [Invalid=0 /-]		
Pre-question	Adverse reaction to Vedolizumab		
Literal question	11, Demyelination or other neurological symptoms		
Value	Label	Cases	Percentage
0	No	34186	100.0%
1	Yes	2	0.0%
<i>Warning: these figures indicate the number of cases found in the data file. They cannot be interpreted as summary statistics of the population of interest.</i>			
# adv_eve_tye_vedo___13: Vedo Adv Event: Diarrhoea			
Information	[Type= discrete] [Format=character] [Missing=*]		
Statistics [NW/ W]	[Valid=34188 /-] [Invalid=0 /-]		
Pre-question	Adverse reaction to Vedolizumab		
Literal question	13, Diarrhoea		
Value	Label	Cases	Percentage
0	No	34184	100.0%
1	Yes	4	0.0%
<i>Warning: these figures indicate the number of cases found in the data file. They cannot be interpreted as summary statistics of the population of interest.</i>			
# adv_eve_tye_vedo___14: Vedo Adv Event: Deranged LFTs			
Information	[Type= discrete] [Format=character] [Missing=*]		
Statistics [NW/ W]	[Valid=34188 /-] [Invalid=0 /-]		
Pre-question	Adverse reaction to Vedolizumab		
Literal question	14, Deranged LFTs		
Value	Label	Cases	Percentage
0	No	34184	100.0%
1	Yes	4	0.0%
<i>Warning: these figures indicate the number of cases found in the data file. They cannot be interpreted as summary statistics of the population of interest.</i>			

# adv_eve_tye_vedo__17: Vedo Adv Event: Exacerbation			
Information	[Type= discrete] [Format=character] [Missing=*]		
Statistics [NW/ W]	[Valid=34188 /-] [Invalid=0 /-]		
Pre-question	Adverse reaction to Vedolizumab		
Literal question	17, Exacerbation of IBD symptoms		
Value	Label	Cases	Percentage
0	No	34181	100.0%
1	Yes	7	0.0%
<i>Warning: these figures indicate the number of cases found in the data file. They cannot be interpreted as summary statistics of the population of interest.</i>			
# adv_eve_tye_vedo__16: Vedo Adv Event: Fever			
Information	[Type= discrete] [Format=character] [Missing=*]		
Statistics [NW/ W]	[Valid=34188 /-] [Invalid=0 /-]		
Pre-question	Adverse reaction to Vedolizumab		
Literal question	16, Fever		
Value	Label	Cases	Percentage
0	No	34183	100.0%
1	Yes	5	0.0%
<i>Warning: these figures indicate the number of cases found in the data file. They cannot be interpreted as summary statistics of the population of interest.</i>			
# adv_eve_tye_vedo__19: Vedo Adv Event: Hypertension			
Information	[Type= discrete] [Format=character] [Missing=*]		
Statistics [NW/ W]	[Valid=34188 /-] [Invalid=0 /-]		
Pre-question	Adverse reaction to Vedolizumab		
Literal question	19, Hypertension		
Value	Label	Cases	Percentage
0	No	34187	100.0%
1	Yes	1	0.0%
<i>Warning: these figures indicate the number of cases found in the data file. They cannot be interpreted as summary statistics of the population of interest.</i>			
# adv_eve_tye_vedo__20: Vedo Adv Event: Hypotension			
Information	[Type= discrete] [Format=character] [Missing=*]		
Statistics [NW/ W]	[Valid=34188 /-] [Invalid=0 /-]		
Pre-question	Adverse reaction to Vedolizumab		
Literal question	20, Hypotension		
Value	Label	Cases	Percentage
0	No	34186	100.0%
1	Yes	2	0.0%
<i>Warning: these figures indicate the number of cases found in the data file. They cannot be interpreted as summary statistics of the population of interest.</i>			
# adv_eve_tye_vedo__21: Vedo Adv Event: Infection			
Information	[Type= discrete] [Format=character] [Missing=*]		
Statistics [NW/ W]	[Valid=34188 /-] [Invalid=0 /-]		
Pre-question	Adverse reaction to Vedolizumab		
Literal question	21, Infection		

# adv_eve_tye_vedo__21: Vedo Adv Event: Infection			
Value	Label	Cases	Percentage
0	No	34182	100.0%
1	Yes	6	0.0%
<i>Warning: these figures indicate the number of cases found in the data file. They cannot be interpreted as summary statistics of the population of interest.</i>			
# adv_eve_tye_vedo__5: Vedo Adv Event: Joint pain			
Information	[Type= discrete] [Format=character] [Missing=*]		
Statistics [NW/ W]	[Valid=34188 /-] [Invalid=0 /-]		
Pre-question	Adverse reaction to Vedolizumab		
Literal question	5, Joint pain		
Value	Label	Cases	Percentage
0	No	34166	99.9%
1	Yes	22	0.1%
<i>Warning: these figures indicate the number of cases found in the data file. They cannot be interpreted as summary statistics of the population of interest.</i>			
# adv_eve_tye_vedo__22: Vedo Adv Event: Leucopaenia			
Information	[Type= discrete] [Format=character] [Missing=*]		
Statistics [NW/ W]	[Valid=34188 /-] [Invalid=0 /-]		
Pre-question	Adverse reaction to Vedolizumab		
Literal question	22, Leucopaenia		
Value	Label	Cases	Percentage
0	No	34188	100.0%
1	Yes	0	
<i>Warning: these figures indicate the number of cases found in the data file. They cannot be interpreted as summary statistics of the population of interest.</i>			
# adv_eve_tye_vedo__18: Vedo Adv Event: Malaise			
Information	[Type= discrete] [Format=character] [Missing=*]		
Statistics [NW/ W]	[Valid=34188 /-] [Invalid=0 /-]		
Pre-question	Adverse reaction to Vedolizumab		
Literal question	18, Malaise		
Value	Label	Cases	Percentage
0	No	34179	100.0%
1	Yes	9	0.0%
<i>Warning: these figures indicate the number of cases found in the data file. They cannot be interpreted as summary statistics of the population of interest.</i>			
# adv_eve_tye_vedo__35: Vedo Adv Event: Renal Impairment			
Information	[Type= discrete] [Format=character] [Missing=*]		
Statistics [NW/ W]	[Valid=34188 /-] [Invalid=0 /-]		
Pre-question	Adverse reaction to Vedolizumab		
Literal question	35, Renal Impairment		
Value	Label	Cases	Percentage
0	No	34188	100.0%
1	Yes	0	
<i>Warning: these figures indicate the number of cases found in the data file. They cannot be interpreted as summary statistics of the population of interest.</i>			
# adv_eve_tye_vedo__23: Vedo Adv Event: Nausea			
Information	[Type= discrete] [Format=character] [Missing=*]		

# adv_eve_tye_vedo__23: Vedo Adv Event: Nausea			
Statistics [NW/ W]	[Valid=34188 /-] [Invalid=0 /-]		
Pre-question	Adverse reaction to Vedolizumab		
Literal question	23, Nausea		
Value	Label	Cases	Percentage
0	No	34180	100.0%
1	Yes	8	0.0%
<i>Warning: these figures indicate the number of cases found in the data file. They cannot be interpreted as summary statistics of the population of interest.</i>			
# adv_eve_tye_vedo__24: Vedo Adv Event: Neutropaenia			
Information	[Type= discrete] [Format=character] [Missing=*]		
Statistics [NW/ W]	[Valid=34188 /-] [Invalid=0 /-]		
Pre-question	Adverse reaction to Vedolizumab		
Literal question	24, Neutropaenia		
Value	Label	Cases	Percentage
0	No	34187	100.0%
1	Yes	1	0.0%
<i>Warning: these figures indicate the number of cases found in the data file. They cannot be interpreted as summary statistics of the population of interest.</i>			
# adv_eve_tye_vedo__25: Vedo Adv Event: None			
Information	[Type= discrete] [Format=character] [Missing=*]		
Statistics [NW/ W]	[Valid=34188 /-] [Invalid=0 /-]		
Pre-question	Adverse reaction to Vedolizumab		
Literal question	25, None		
Value	Label	Cases	Percentage
0	No	34188	100.0%
1	Yes	0	
<i>Warning: these figures indicate the number of cases found in the data file. They cannot be interpreted as summary statistics of the population of interest.</i>			
# adv_eve_tye_vedo__26: Vedo Adv Event: Osteopaenia			
Information	[Type= discrete] [Format=character] [Missing=*]		
Statistics [NW/ W]	[Valid=34188 /-] [Invalid=0 /-]		
Pre-question	Adverse reaction to Vedolizumab		
Literal question	26, Osteopaenia		
Value	Label	Cases	Percentage
0	No	34188	100.0%
1	Yes	0	
<i>Warning: these figures indicate the number of cases found in the data file. They cannot be interpreted as summary statistics of the population of interest.</i>			
# adv_eve_tye_vedo__27: Vedo Adv Event: Pancreatitis			
Information	[Type= discrete] [Format=character] [Missing=*]		
Statistics [NW/ W]	[Valid=34188 /-] [Invalid=0 /-]		
Pre-question	Adverse reaction to Vedolizumab		
Literal question	27, Pancreatitis		
Value	Label	Cases	Percentage
0	No	34187	100.0%

# adv_eve_tye_vedo__27: Vedo Adv Event: Pancreatitis			
Value	Label	Cases	Percentage
1	Yes	1	0.0%
<i>Warning: these figures indicate the number of cases found in the data file. They cannot be interpreted as summary statistics of the population of interest.</i>			
# adv_eve_tye_vedo__28: Vedo Adv Event: Pancytopenia			
Information	[Type= discrete] [Format=character] [Missing=*]		
Statistics [NW/ W]	[Valid=34188 /-] [Invalid=0 /-]		
Pre-question	Adverse reaction to Vedolizumab		
Literal question	28, Pancytopenia		
Value	Label	Cases	Percentage
0	No	34188	100.0%
1	Yes	0	
<i>Warning: these figures indicate the number of cases found in the data file. They cannot be interpreted as summary statistics of the population of interest.</i>			
# adv_eve_tye_vedo__29: Vedo Adv Event: Psychosis			
Information	[Type= discrete] [Format=character] [Missing=*]		
Statistics [NW/ W]	[Valid=34188 /-] [Invalid=0 /-]		
Pre-question	Adverse reaction to Vedolizumab		
Literal question	29, Psychosis		
Value	Label	Cases	Percentage
0	No	34187	100.0%
1	Yes	1	0.0%
<i>Warning: these figures indicate the number of cases found in the data file. They cannot be interpreted as summary statistics of the population of interest.</i>			
# adv_eve_tye_vedo__30: Vedo Adv Event: Rash			
Information	[Type= discrete] [Format=character] [Missing=*]		
Statistics [NW/ W]	[Valid=34188 /-] [Invalid=0 /-]		
Pre-question	Adverse reaction to Vedolizumab		
Literal question	30, Rash		
Value	Label	Cases	Percentage
0	No	34167	99.9%
1	Yes	21	0.1%
<i>Warning: these figures indicate the number of cases found in the data file. They cannot be interpreted as summary statistics of the population of interest.</i>			
# adv_eve_tye_vedo__31: Vedo Adv Event: Sepsis			
Information	[Type= discrete] [Format=character] [Missing=*]		
Statistics [NW/ W]	[Valid=34188 /-] [Invalid=0 /-]		
Pre-question	Adverse reaction to Vedolizumab		
Literal question	31, Sepsis		
Value	Label	Cases	Percentage
0	No	34187	100.0%
1	Yes	1	0.0%
<i>Warning: these figures indicate the number of cases found in the data file. They cannot be interpreted as summary statistics of the population of interest.</i>			
# adv_eve_tye_vedo__32: Vedo Adv Event: Thrombocytopaenia			
Information	[Type= discrete] [Format=character] [Missing=*]		
Statistics [NW/ W]	[Valid=34188 /-] [Invalid=0 /-]		

# adv_eve_tye_vedo__32: Vedo Adv Event: Thrombocytopaenia			
Pre-question	Adverse reaction to Vedolizumab		
Literal question	32, Thrombocytopaenia		
Value	Label	Cases	Percentage
0	No	34188	100.0%
1	Yes	0	
<i>Warning: these figures indicate the number of cases found in the data file. They cannot be interpreted as summary statistics of the population of interest.</i>			
# adv_eve_tye_vedo__34: Vedo Adv Event: Other			
Information	[Type= discrete] [Format=character] [Missing=*]		
Statistics [NW/ W]	[Valid=34188 /-] [Invalid=0 /-]		
Pre-question	Adverse reaction to Vedolizumab		
Literal question	34, Other		
Value	Label	Cases	Percentage
0	No	34115	99.8%
1	Yes	73	0.2%
<i>Warning: these figures indicate the number of cases found in the data file. They cannot be interpreted as summary statistics of the population of interest.</i>			
# adv_eve_tye_vedo__36: Vedo Adv Event: Not known			
Information	[Type= discrete] [Format=character] [Missing=*]		
Statistics [NW/ W]	[Valid=34188 /-] [Invalid=0 /-]		
Pre-question	Adverse reaction to Vedolizumab		
Literal question	36, Not known		
Value	Label	Cases	Percentage
0	No	34181	100.0%
1	Yes	7	0.0%
<i>Warning: these figures indicate the number of cases found in the data file. They cannot be interpreted as summary statistics of the population of interest.</i>			
# adv_eve_tye_vedo__37: Vedo Adv Event: Not available			
Information	[Type= discrete] [Format=character] [Missing=*]		
Statistics [NW/ W]	[Valid=34188 /-] [Invalid=0 /-]		
Pre-question	Adverse reaction to Vedolizumab		
Literal question	37, Information not available		
Value	Label	Cases	Percentage
0	No	34187	100.0%
1	Yes	1	0.0%
<i>Warning: these figures indicate the number of cases found in the data file. They cannot be interpreted as summary statistics of the population of interest.</i>			
# adv_eve_vedo: Vedo Adv Events Other			
Information	[Type= discrete] [Format=character] [Missing=*]		
Statistics [NW/ W]	[Valid=34188 /-] [Invalid=0 /-]		
Literal question	Other adverse events for Vedolizumab		
# vedo_what_infect: Vedolizumab Infections			
Information	[Type= discrete] [Format=character] [Missing=*]		
Statistics [NW/ W]	[Valid=34188 /-] [Invalid=0 /-]		
Pre-question	Vedolizumab		

# vedo_what_infect: Vedolizumab Infections	
Literal question	What infection?
# comments_vedo: Vedolizumab Comments	
Information	[Type= discrete] [Format=character] [Missing=*]
Statistics [NW/ W]	[Valid=34188 /-] [Invalid=0 /-]
Literal question	Any other comments for Vedolizumab
# ust_start_date: Ustekinumab Start Year	
Information	[Type= discrete] [Format=character] [Missing=*]
Statistics [NW/ W]	[Valid=34188 /-] [Invalid=0 /-]
Literal question	Year of starting Ustekinumab

# curr_on_ust: Ustekinumab Currently			
Information	[Type= discrete] [Format=character] [Missing=*]		
Statistics [NW/ W]	[Valid=34188 /-] [Invalid=0 /-]		
Literal question	Is the patient currently on Ustekinumab?		
Value	Label	Cases	Percentage
1	Yes	457	1.3%
2	No	171	0.5%
3	Not Known	3	0.0%
NULL		33557	98.2%
<i>Warning: these figures indicate the number of cases found in the data file. They cannot be interpreted as summary statistics of the population of interest.</i>			
# ust_stop_date: Ustekinumab Stop Year			
Information	[Type= discrete] [Format=character] [Missing=*]		
Statistics [NW/ W]	[Valid=34188 /-] [Invalid=0 /-]		
Literal question	Year of stopping Ustekinumab		
# ust_work: Ustekinumab Worked			
Information	[Type= discrete] [Format=character] [Missing=*]		
Statistics [NW/ W]	[Valid=34188 /-] [Invalid=0 /-]		
Literal question	Did Ustekinumab work?		
Value	Label	Cases	Percentage
1	Yes	202	0.6%
2	No	97	0.3%
3	Worked for > 12 months then lost response	7	0.0%
4	Only at high dose / increased frequency	1	0.0%
5	Not known	155	0.5%
6	Partial (response but not remission)	90	0.3%
7	Unable to assess (e.g. unable to tolerate)	33	0.1%
8	Worked for < 12 months then lost response	13	0.0%
NULL		33590	98.3%
<i>Warning: these figures indicate the number of cases found in the data file. They cannot be interpreted as summary statistics of the population of interest.</i>			
# ad_eve_ust: Ustekinumab Adverse Events			
Information	[Type= discrete] [Format=character] [Missing=*]		
Statistics [NW/ W]	[Valid=34188 /-] [Invalid=0 /-]		
Literal question	Did the patient have a significant adverse event to Ustekinumab requiring Rx cessation or dose reduction?		
Value	Label	Cases	Percentage
1	Yes	49	0.1%
2	No	435	1.3%
3	Not Known	70	0.2%
NULL		33634	98.4%
<i>Warning: these figures indicate the number of cases found in the data file. They cannot be interpreted as summary statistics of the population of interest.</i>			
# adv_eve_tye_ust__1: Ust Adv Event: Abdominal pain			
Information	[Type= discrete] [Format=character] [Missing=*]		
Statistics [NW/ W]	[Valid=34188 /-] [Invalid=0 /-]		
Pre-question	Adverse reaction to Ustekinumab		

# adv_eve_tye_ust__1: Ust Adv Event: Abdominal pain			
Literal question	1, Abdominal pain		
Value	Label	Cases	Percentage
0	No	34184	100.0%
1	Yes	4	0.0%
<i>Warning: these figures indicate the number of cases found in the data file. They cannot be interpreted as summary statistics of the population of interest.</i>			
# adv_eve_tye_ust__2: Ust Adv Event: Anaemia			
Information	[Type= discrete] [Format=character] [Missing=*]		
Statistics [NW/ W]	[Valid=34188 /-] [Invalid=0 /-]		
Pre-question	Adverse reaction to Ustekinumab		
Literal question	2, Anaemia		
Value	Label	Cases	Percentage
0	No	34188	100.0%
1	Yes	0	
<i>Warning: these figures indicate the number of cases found in the data file. They cannot be interpreted as summary statistics of the population of interest.</i>			
# adv_eve_tye_ust__3: Ust Adv Event: Anaphylaxis			
Information	[Type= discrete] [Format=character] [Missing=*]		
Statistics [NW/ W]	[Valid=34188 /-] [Invalid=0 /-]		
Pre-question	Adverse reaction to Ustekinumab		
Literal question	3, Anaphylaxis or anaphylactoid reaction		
Value	Label	Cases	Percentage
0	No	34187	100.0%
1	Yes	1	0.0%
<i>Warning: these figures indicate the number of cases found in the data file. They cannot be interpreted as summary statistics of the population of interest.</i>			
# adv_eve_tye_ust__10: Ust Adv Event: Could not tolerate			
Information	[Type= discrete] [Format=character] [Missing=*]		
Statistics [NW/ W]	[Valid=34188 /-] [Invalid=0 /-]		
Pre-question	Adverse reaction to Ustekinumab		
Literal question	10, Could not tolerate		
Value	Label	Cases	Percentage
0	No	34184	100.0%
1	Yes	4	0.0%
<i>Warning: these figures indicate the number of cases found in the data file. They cannot be interpreted as summary statistics of the population of interest.</i>			
# adv_eve_tye_ust__11: Ust Adv Event: Demyelination			
Information	[Type= discrete] [Format=character] [Missing=*]		
Statistics [NW/ W]	[Valid=34188 /-] [Invalid=0 /-]		
Pre-question	Adverse reaction to Ustekinumab		
Literal question	11, Demyelination or other neurological symptoms		
Value	Label	Cases	Percentage
0	No	34188	100.0%
1	Yes	0	
<i>Warning: these figures indicate the number of cases found in the data file. They cannot be interpreted as summary statistics of the population of interest.</i>			

# adv_eve_tye_ust__13: Ust Adv Event: Diarrhoea			
Information	[Type= discrete] [Format=character] [Missing=*]		
Statistics [NW/ W]	[Valid=34188 /-] [Invalid=0 /-]		
Pre-question	Adverse reaction to Ustekinumab		
Literal question	13, Diarrhoea		
Value	Label	Cases	Percentage
0	No	34184	100.0%
1	Yes	4	0.0%
<i>Warning: these figures indicate the number of cases found in the data file. They cannot be interpreted as summary statistics of the population of interest.</i>			
# adv_eve_tye_ust__14: Ust Adv Event: Deranged LFTs			
Information	[Type= discrete] [Format=character] [Missing=*]		
Statistics [NW/ W]	[Valid=34188 /-] [Invalid=0 /-]		
Pre-question	Adverse reaction to Ustekinumab		
Literal question	14, Deranged LFTs		
Value	Label	Cases	Percentage
0	No	34187	100.0%
1	Yes	1	0.0%
<i>Warning: these figures indicate the number of cases found in the data file. They cannot be interpreted as summary statistics of the population of interest.</i>			
# adv_eve_tye_ust__17: Ust Adv Event: Exacerbation			
Information	[Type= discrete] [Format=character] [Missing=*]		
Statistics [NW/ W]	[Valid=34188 /-] [Invalid=0 /-]		
Pre-question	Adverse reaction to Ustekinumab		
Literal question	17, Exacerbation of IBD symptoms		
Value	Label	Cases	Percentage
0	No	34182	100.0%
1	Yes	6	0.0%
<i>Warning: these figures indicate the number of cases found in the data file. They cannot be interpreted as summary statistics of the population of interest.</i>			
# adv_eve_tye_ust__16: Ust Adv Event: Fever			
Information	[Type= discrete] [Format=character] [Missing=*]		
Statistics [NW/ W]	[Valid=34188 /-] [Invalid=0 /-]		
Pre-question	Adverse reaction to Ustekinumab		
Literal question	16, Fever		
Value	Label	Cases	Percentage
0	No	34187	100.0%
1	Yes	1	0.0%
<i>Warning: these figures indicate the number of cases found in the data file. They cannot be interpreted as summary statistics of the population of interest.</i>			
# adv_eve_tye_ust__19: Ust Adv Event: Hypertension			
Information	[Type= discrete] [Format=character] [Missing=*]		
Statistics [NW/ W]	[Valid=34188 /-] [Invalid=0 /-]		
Pre-question	Adverse reaction to Ustekinumab		
Literal question	19, Hypertension		

# adv_eve_tye_ust__19: Ust Adv Event: Hypertension			
Value	Label	Cases	Percentage
0	No	34188	100.0%
1	Yes	0	
<i>Warning: these figures indicate the number of cases found in the data file. They cannot be interpreted as summary statistics of the population of interest.</i>			
# adv_eve_tye_ust__20: Ust Adv Event: Hypotension			
Information		[Type= discrete] [Format=character] [Missing=*]	
Statistics [NW/ W]		[Valid=34188 /-] [Invalid=0 /-]	
Pre-question		Adverse reaction to Ustekinumab	
Literal question		20, Hypotension	
Value	Label	Cases	Percentage
0	No	34187	100.0%
1	Yes	1	0.0%
<i>Warning: these figures indicate the number of cases found in the data file. They cannot be interpreted as summary statistics of the population of interest.</i>			
# adv_eve_tye_ust__35: Ust Adv Event: Renal Impairment			
Information		[Type= discrete] [Format=character] [Missing=*]	
Statistics [NW/ W]		[Valid=34188 /-] [Invalid=0 /-]	
Pre-question		Adverse reaction to Ustekinumab	
Literal question		35, Renal Impairment	
Value	Label	Cases	Percentage
0	No	34185	100.0%
1	Yes	3	0.0%
<i>Warning: these figures indicate the number of cases found in the data file. They cannot be interpreted as summary statistics of the population of interest.</i>			
# adv_eve_tye_ust__5: Ust Adv Event: Joint pain			
Information		[Type= discrete] [Format=character] [Missing=*]	
Statistics [NW/ W]		[Valid=34188 /-] [Invalid=0 /-]	
Pre-question		Adverse reaction to Ustekinumab	
Literal question		5, Joint pain	
Value	Label	Cases	Percentage
0	No	34179	100.0%
1	Yes	9	0.0%
<i>Warning: these figures indicate the number of cases found in the data file. They cannot be interpreted as summary statistics of the population of interest.</i>			
# adv_eve_tye_ust__22: Ust Adv Event: Leucopaenia			
Information		[Type= discrete] [Format=character] [Missing=*]	
Statistics [NW/ W]		[Valid=34188 /-] [Invalid=0 /-]	
Pre-question		Adverse reaction to Ustekinumab	
Literal question		22, Leucopaenia	
Value	Label	Cases	Percentage
0	No	34188	100.0%
1	Yes	0	
<i>Warning: these figures indicate the number of cases found in the data file. They cannot be interpreted as summary statistics of the population of interest.</i>			
# adv_eve_tye_ust__18: Ust Adv Event: Malaise			
Information		[Type= discrete] [Format=character] [Missing=*]	

# adv_eve_tye_ust__18: Ust Adv Event: Malaise			
Statistics [NW/ W]	[Valid=34188 /-] [Invalid=0 /-]		
Pre-question	Adverse reaction to Ustekinumab		
Literal question	18, Malaise		
Value	Label	Cases	Percentage
0	No	34185	100.0%
1	Yes	3	0.0%
<i>Warning: these figures indicate the number of cases found in the data file. They cannot be interpreted as summary statistics of the population of interest.</i>			
# adv_eve_tye_ust__23: Ust Adv Event: Nausea			
Information	[Type= discrete] [Format=character] [Missing=*]		
Statistics [NW/ W]	[Valid=34188 /-] [Invalid=0 /-]		
Pre-question	Adverse reaction to Ustekinumab		
Literal question	23, Nausea		
Value	Label	Cases	Percentage
0	No	34184	100.0%
1	Yes	4	0.0%
<i>Warning: these figures indicate the number of cases found in the data file. They cannot be interpreted as summary statistics of the population of interest.</i>			
# adv_eve_tye_ust__24: Ust Adv Event: Neutropaenia			
Information	[Type= discrete] [Format=character] [Missing=*]		
Statistics [NW/ W]	[Valid=34188 /-] [Invalid=0 /-]		
Pre-question	Adverse reaction to Ustekinumab		
Literal question	24, Neutropaenia		
Value	Label	Cases	Percentage
0	No	34188	100.0%
1	Yes	0	0.0%
<i>Warning: these figures indicate the number of cases found in the data file. They cannot be interpreted as summary statistics of the population of interest.</i>			
# adv_eve_tye_ust__25: Ust Adv Event: None			
Information	[Type= discrete] [Format=character] [Missing=*]		
Statistics [NW/ W]	[Valid=34188 /-] [Invalid=0 /-]		
Pre-question	Adverse reaction to Ustekinumab		
Literal question	25, None		
Value	Label	Cases	Percentage
0	No	34186	100.0%
1	Yes	2	0.0%
<i>Warning: these figures indicate the number of cases found in the data file. They cannot be interpreted as summary statistics of the population of interest.</i>			
# adv_eve_tye_ust__28: Ust Adv Event: Pancytopenia			
Information	[Type= discrete] [Format=character] [Missing=*]		
Statistics [NW/ W]	[Valid=34188 /-] [Invalid=0 /-]		
Pre-question	Adverse reaction to Ustekinumab		
Literal question	28, Pancytopenia		
Value	Label	Cases	Percentage
0	No	34188	100.0%

# adv_eve_tye_ust__28: Ust Adv Event: Pancytopenia			
Value	Label	Cases	Percentage
1	Yes	0	
<i>Warning: these figures indicate the number of cases found in the data file. They cannot be interpreted as summary statistics of the population of interest.</i>			
# adv_eve_tye_ust__39: Ust Adv Event: Psoriasis			
Information	[Type= discrete] [Format=character] [Missing=*]		
Statistics [NW/ W]	[Valid=34188 /-] [Invalid=0 /-]		
Pre-question	Adverse reaction to Ustekinumab		
Literal question	39, Psoriasis		
Value	Label	Cases	Percentage
0	No	34185	100.0%
1	Yes	3	0.0%
<i>Warning: these figures indicate the number of cases found in the data file. They cannot be interpreted as summary statistics of the population of interest.</i>			
# adv_eve_tye_ust__30: Ust Adv Event: Rash			
Information	[Type= discrete] [Format=character] [Missing=*]		
Statistics [NW/ W]	[Valid=34188 /-] [Invalid=0 /-]		
Pre-question	Adverse reaction to Ustekinumab		
Literal question	30, Rash		
Value	Label	Cases	Percentage
0	No	34181	100.0%
1	Yes	7	0.0%
<i>Warning: these figures indicate the number of cases found in the data file. They cannot be interpreted as summary statistics of the population of interest.</i>			
# adv_eve_tye_ust__31: Ust Adv Event: Sepsis			
Information	[Type= discrete] [Format=character] [Missing=*]		
Statistics [NW/ W]	[Valid=34188 /-] [Invalid=0 /-]		
Pre-question	Adverse reaction to Ustekinumab		
Literal question	31, Sepsis		
Value	Label	Cases	Percentage
0	No	34187	100.0%
1	Yes	1	0.0%
<i>Warning: these figures indicate the number of cases found in the data file. They cannot be interpreted as summary statistics of the population of interest.</i>			
# adv_eve_tye_ust__32: Ust Adv Event: Thrombocytopaenia			
Information	[Type= discrete] [Format=character] [Missing=*]		
Statistics [NW/ W]	[Valid=34188 /-] [Invalid=0 /-]		
Pre-question	Adverse reaction to Ustekinumab		
Literal question	32, Thrombocytopaenia		
Value	Label	Cases	Percentage
0	No	34188	100.0%
1	Yes	0	
<i>Warning: these figures indicate the number of cases found in the data file. They cannot be interpreted as summary statistics of the population of interest.</i>			
# adv_eve_tye_ust__34: Ust Adv Event: Other			
Information	[Type= discrete] [Format=character] [Missing=*]		
Statistics [NW/ W]	[Valid=34188 /-] [Invalid=0 /-]		

# adv_eve_tye_ust__34: Ust Adv Event: Other			
Pre-question	Adverse reaction to Ustekinumab		
Literal question	34, Other		
Value	Label	Cases	Percentage
0	No	34170	99.9%
1	Yes	18	0.1%
<i>Warning: these figures indicate the number of cases found in the data file. They cannot be interpreted as summary statistics of the population of interest.</i>			
# adv_eve_tye_ust__36: Ust Adv Event: Not known			
Information	[Type= discrete] [Format=character] [Missing=*]		
Statistics [NW/ W]	[Valid=34188 /-] [Invalid=0 /-]		
Pre-question	Adverse reaction to Ustekinumab		
Literal question	36, Not known		
Value	Label	Cases	Percentage
0	No	34187	100.0%
1	Yes	1	0.0%
<i>Warning: these figures indicate the number of cases found in the data file. They cannot be interpreted as summary statistics of the population of interest.</i>			
# adv_eve_tye_ust__37: Ust Adv Event: Not available			
Information	[Type= discrete] [Format=character] [Missing=*]		
Statistics [NW/ W]	[Valid=34188 /-] [Invalid=0 /-]		
Pre-question	Adverse reaction to Ustekinumab		
Literal question	37, Information not available		
Value	Label	Cases	Percentage
0	No	34188	100.0%
1	Yes	0	
<i>Warning: these figures indicate the number of cases found in the data file. They cannot be interpreted as summary statistics of the population of interest.</i>			
# adv_eve_tye_ust__38: Ust Adv Event: In PANTS			
Information	[Type= discrete] [Format=character] [Missing=*]		
Statistics [NW/ W]	[Valid=34188 /-] [Invalid=0 /-]		
Pre-question	Adverse reaction to Ustekinumab		
Literal question	38, In PANTS		
Value	Label	Cases	Percentage
0	No	34187	100.0%
1	Yes	1	0.0%
<i>Warning: these figures indicate the number of cases found in the data file. They cannot be interpreted as summary statistics of the population of interest.</i>			
# pants_ust_ident: Ust PANTS Identifier			
Information	[Type= discrete] [Format=character] [Missing=*]		
Pre-question	Adverse reaction to Ustekinumab		
Literal question	What is the PANTS identifier?		
Value	Label	Cases	Percentage
0	No		
1	Yes		
<i>Warning: these figures indicate the number of cases found in the data file. They cannot be interpreted as summary statistics of the population of interest.</i>			

# adv_eve_ust: Ust Adverse Events Other			
Information	[Type= discrete] [Format=character] [Missing=*]		
Statistics [NW/ W]	[Valid=34188 /-] [Invalid=0 /-]		
Pre-question	Adverse reaction to Ustekinumab		
Literal question	Other adverse events for Ustekinumab		
# ust_what_infect: Ustekinumab Infections			
Information	[Type= discrete] [Format=character] [Missing=*]		
Statistics [NW/ W]	[Valid=34188 /-] [Invalid=0 /-]		
Pre-question	Ustekinumab		
Literal question	What infection?		
# comments_ust: Ustekinumab Comments			
Information	[Type= discrete] [Format=character] [Missing=*]		
Statistics [NW/ W]	[Valid=34187 /-] [Invalid=0 /-]		
Pre-question	Ustekinumab		
Literal question	Any other comments for Ustekinumab		
# mesa_start_date: Mesalazine Start Year			
Information	[Type= discrete] [Format=character] [Missing=*]		
Statistics [NW/ W]	[Valid=34188 /-] [Invalid=0 /-]		
Literal question	Year of starting Mesalazine		
# curr_on_mesa: Mesalazine Currently			
Information	[Type= discrete] [Format=character] [Missing=*]		
Statistics [NW/ W]	[Valid=34188 /-] [Invalid=0 /-]		
Literal question	Is the patient currently on Mesalazine ?		
Value	Label	Cases	Percentage
1	Yes	12107	35.4%
2	No	7154	20.9%
3	Not Known	201	0.6%
NULL		14726	43.1%
<i>Warning: these figures indicate the number of cases found in the data file. They cannot be interpreted as summary statistics of the population of interest.</i>			
# mesa_stop_date: Mesalazine Stop Year			
Information	[Type= discrete] [Format=character] [Missing=*]		
Statistics [NW/ W]	[Valid=34188 /-] [Invalid=0 /-]		
Literal question	Year of stopping Mesalazine		
# mesa_work: Mesalazine Worked			
Information	[Type= discrete] [Format=character] [Missing=*]		
Statistics [NW/ W]	[Valid=34188 /-] [Invalid=0 /-]		
Literal question	Did Mesalazine work? (based on global physician assessment)		
Value	Label	Cases	Percentage
1	Yes - (remission with no other drug used)	7847	23.0%
2	Partial (response but not remission)	5194	15.2%
3	No (did not respond despite an adequate trial of therapy)	2079	6.1%

# mesa_work: Mesalazine Worked			
Value	Label	Cases	Percentage
4	Unsure (eg not on it for long enough, started more than one drug at same time)	1482	4.3%
5	Worked for > 12 months then lost response	654	1.9%
6	Not known	2238	6.5%
8	Worked for < 12 months then lost response	184	0.5%
NULL		14510	42.4%
<i>Warning: these figures indicate the number of cases found in the data file. They cannot be interpreted as summary statistics of the population of interest.</i>			
# ad_eve_mesa: Mesalazine Adverse Events			
Information	[Type= discrete] [Format=character] [Missing=*]		
Statistics [NW/ W]	[Valid=34188 /-] [Invalid=0 /-]		
Literal question	Did the patient have a significant adverse event to Mesalazine requiring Rx cessation or dose reduction?		
Value	Label	Cases	Percentage
1	Yes	1871	5.5%
2	No	15682	45.9%
3	Not Known	1631	4.8%
NULL		15004	43.9%
<i>Warning: these figures indicate the number of cases found in the data file. They cannot be interpreted as summary statistics of the population of interest.</i>			
# adv_eve_tye_mesa__1: Mesa Adv Event: Abdominal pain			
Information	[Type= discrete] [Format=character] [Missing=*]		
Statistics [NW/ W]	[Valid=34188 /-] [Invalid=0 /-]		
Pre-question	Adverse reaction to Mesalazine		
Literal question	1, Abdominal pain		
Value	Label	Cases	Percentage
0	No	34029	99.5%
1	Yes	159	0.5%
<i>Warning: these figures indicate the number of cases found in the data file. They cannot be interpreted as summary statistics of the population of interest.</i>			
# adv_eve_tye_mesa__2: Mesa Adv Event: Anaemia			
Information	[Type= discrete] [Format=character] [Missing=*]		
Statistics [NW/ W]	[Valid=34188 /-] [Invalid=0 /-]		
Pre-question	Adverse reaction to Mesalazine		
Literal question	2, Anaemia		
Value	Label	Cases	Percentage
0	No	34174	100.0%
1	Yes	14	0.0%
<i>Warning: these figures indicate the number of cases found in the data file. They cannot be interpreted as summary statistics of the population of interest.</i>			
# adv_eve_tye_mesa__10: Mesa Adv Event: Could not tolerate			
Information	[Type= discrete] [Format=character] [Missing=*]		
Statistics [NW/ W]	[Valid=34188 /-] [Invalid=0 /-]		
Pre-question	Adverse reaction to Mesalazine		
Literal question	10, Could not tolerate		
Value	Label	Cases	Percentage
0	No	34010	99.5%

# adv_eve_tye_mesa__10: Mesa Adv Event: Could not tolerate			
Value	Label	Cases	Percentage
1	Yes	178	0.5%
<i>Warning: these figures indicate the number of cases found in the data file. They cannot be interpreted as summary statistics of the population of interest.</i>			
# adv_eve_tye_mesa__13: Mesa Adv Event: Diarrhoea			
Information	[Type= discrete] [Format=character] [Missing=*]		
Statistics [NW/ W]	[Valid=34188 /-] [Invalid=0 /-]		
Pre-question	Adverse reaction to Mesalazine		
Literal question	13, Diarrhoea		
Value	Label	Cases	Percentage
0	No	33882	99.1%
1	Yes	306	0.9%
<i>Warning: these figures indicate the number of cases found in the data file. They cannot be interpreted as summary statistics of the population of interest.</i>			
# adv_eve_tye_mesa__14: Mesa Adv Event: Deranged LFTs			
Information	[Type= discrete] [Format=character] [Missing=*]		
Statistics [NW/ W]	[Valid=34188 /-] [Invalid=0 /-]		
Pre-question	Adverse reaction to Mesalazine		
Literal question	14, Deranged LFTs		
Value	Label	Cases	Percentage
0	No	34140	99.9%
1	Yes	48	0.1%
<i>Warning: these figures indicate the number of cases found in the data file. They cannot be interpreted as summary statistics of the population of interest.</i>			
# adv_eve_tye_mesa__17: Mesa Adv Event: Exacerbation			
Information	[Type= discrete] [Format=character] [Missing=*]		
Statistics [NW/ W]	[Valid=34188 /-] [Invalid=0 /-]		
Pre-question	Adverse reaction to Mesalazine		
Value	Label	Cases	Percentage
0	No	34065	99.6%
1	Yes	123	0.4%
<i>Warning: these figures indicate the number of cases found in the data file. They cannot be interpreted as summary statistics of the population of interest.</i>			
# adv_eve_tye_mesa__16: Mesa Adv Event: Fever			
Information	[Type= discrete] [Format=character] [Missing=*]		
Statistics [NW/ W]	[Valid=34188 /-] [Invalid=0 /-]		
Pre-question	Adverse reaction to Mesalazine		
Literal question	16, Fever		
Value	Label	Cases	Percentage
0	No	34162	99.9%
1	Yes	26	0.1%
<i>Warning: these figures indicate the number of cases found in the data file. They cannot be interpreted as summary statistics of the population of interest.</i>			
# adv_eve_tye_mesa__21: Mesa Adv Event: Interstitial nephritis			
Information	[Type= discrete] [Format=character] [Missing=*]		
Statistics [NW/ W]	[Valid=34188 /-] [Invalid=0 /-]		
Pre-question	Adverse reaction to Mesalazine		

# adv_eve_tye_mesa__21: Mesa Adv Event: Interstitial nephritis			
Literal question	21, Interstitial nephritis		
Value	Label	Cases	Percentage
0	No	34167	99.9%
1	Yes	21	0.1%
<i>Warning: these figures indicate the number of cases found in the data file. They cannot be interpreted as summary statistics of the population of interest.</i>			
# adv_eve_tye_mesa__5: Mesa Adv Event: Joint pain			
Information	[Type= discrete] [Format=character] [Missing=*]		
Statistics [NW/ W]	[Valid=34188 /-] [Invalid=0 /-]		
Pre-question	Adverse reaction to Mesalazine		
Literal question	5, Joint pain		
Value	Label	Cases	Percentage
0	No	34086	99.7%
1	Yes	102	0.3%
<i>Warning: these figures indicate the number of cases found in the data file. They cannot be interpreted as summary statistics of the population of interest.</i>			
# adv_eve_tye_mesa__22: Mesa Adv Event: Leucopaenia			
Information	[Type= discrete] [Format=character] [Missing=*]		
Statistics [NW/ W]	[Valid=34188 /-] [Invalid=0 /-]		
Pre-question	Adverse reaction to Mesalazine		
Literal question	22, Leucopaenia		
Value	Label	Cases	Percentage
0	No	34167	99.9%
1	Yes	21	0.1%
<i>Warning: these figures indicate the number of cases found in the data file. They cannot be interpreted as summary statistics of the population of interest.</i>			

# adv_eve_tye_mesa__18: Mesa Adv Event: Malaise			
Information	[Type= discrete] [Format=character] [Missing=*]		
Statistics [NW/ W]	[Valid=34188 /-] [Invalid=0 /-]		
Pre-question	Adverse reaction to Mesalazine		
Literal question	18, Malaise		
Value	Label	Cases	Percentage
0	No	34150	99.9%
1	Yes	38	0.1%
<i>Warning: these figures indicate the number of cases found in the data file. They cannot be interpreted as summary statistics of the population of interest.</i>			
# adv_eve_tye_mesa__23: Mesa Adv Event: Nausea			
Information	[Type= discrete] [Format=character] [Missing=*]		
Statistics [NW/ W]	[Valid=34188 /-] [Invalid=0 /-]		
Pre-question	Adverse reaction to Mesalazine		
Literal question	23, Nausea		
Value	Label	Cases	Percentage
0	No	33926	99.2%
1	Yes	262	0.8%
<i>Warning: these figures indicate the number of cases found in the data file. They cannot be interpreted as summary statistics of the population of interest.</i>			
# adv_eve_tye_mesa__24: Mesa Adv Event: Neutropaenia			
Information	[Type= discrete] [Format=character] [Missing=*]		
Statistics [NW/ W]	[Valid=34188 /-] [Invalid=0 /-]		
Pre-question	Adverse reaction to Mesalazine		
Literal question	24, Neutropaenia		
Value	Label	Cases	Percentage
0	No	34171	100.0%
1	Yes	17	0.0%
<i>Warning: these figures indicate the number of cases found in the data file. They cannot be interpreted as summary statistics of the population of interest.</i>			
# adv_eve_tye_mesa__25: Mesa Adv Event: None			
Information	[Type= discrete] [Format=character] [Missing=*]		
Statistics [NW/ W]	[Valid=34188 /-] [Invalid=0 /-]		
Pre-question	Adverse reaction to Mesalazine		
Literal question	25, None		
Value	Label	Cases	Percentage
0	No	34185	100.0%
1	Yes	3	0.0%
<i>Warning: these figures indicate the number of cases found in the data file. They cannot be interpreted as summary statistics of the population of interest.</i>			
# adv_eve_tye_mesa__27: Mesa Adv Event: Pancreatitis			
Information	[Type= discrete] [Format=character] [Missing=*]		
Statistics [NW/ W]	[Valid=34188 /-] [Invalid=0 /-]		
Pre-question	Adverse reaction to Mesalazine		
Literal question	27, Pancreatitis		

# adv_eve_tye_mesa__27: Mesa Adv Event: Pancreatitis			
Value	Label	Cases	Percentage
0	No	34163	99.9%
1	Yes	25	0.1%
<i>Warning: these figures indicate the number of cases found in the data file. They cannot be interpreted as summary statistics of the population of interest.</i>			
# adv_eve_tye_mesa__28: Mesa Adv Event: Pancytopenia			
Information		[Type= discrete] [Format=character] [Missing=*]	
Statistics [NW/ W]		[Valid=34188 /-] [Invalid=0 /-]	
Pre-question		Adverse reaction to Mesalazine	
Literal question		28, Pancytopenia	
Value	Label	Cases	Percentage
0	No	34183	100.0%
1	Yes	5	0.0%
<i>Warning: these figures indicate the number of cases found in the data file. They cannot be interpreted as summary statistics of the population of interest.</i>			
# adv_eve_tye_mesa__30: Mesa Adv Event: Rash			
Information		[Type= discrete] [Format=character] [Missing=*]	
Statistics [NW/ W]		[Valid=34188 /-] [Invalid=0 /-]	
Pre-question		Adverse reaction to Mesalazine	
Literal question		30, Rash	
Value	Label	Cases	Percentage
0	No	34053	99.6%
1	Yes	135	0.4%
<i>Warning: these figures indicate the number of cases found in the data file. They cannot be interpreted as summary statistics of the population of interest.</i>			
# adv_eve_tye_mesa__31: Mesa Adv Event: Sepsis			
Information		[Type= discrete] [Format=character] [Missing=*]	
Statistics [NW/ W]		[Valid=34188 /-] [Invalid=0 /-]	
Pre-question		Adverse reaction to Mesalazine	
Literal question		31, Sepsis	
Value	Label	Cases	Percentage
0	No	34186	100.0%
1	Yes	2	0.0%
<i>Warning: these figures indicate the number of cases found in the data file. They cannot be interpreted as summary statistics of the population of interest.</i>			
# adv_eve_tye_mesa__32: Mesa Adv Event: Thrombocytopenia			
Information		[Type= discrete] [Format=character] [Missing=*]	
Statistics [NW/ W]		[Valid=34188 /-] [Invalid=0 /-]	
Pre-question		Adverse reaction to Mesalazine	
Literal question		32, Thrombocytopenia	
Value	Label	Cases	Percentage
0	No	34178	100.0%
1	Yes	10	0.0%
<i>Warning: these figures indicate the number of cases found in the data file. They cannot be interpreted as summary statistics of the population of interest.</i>			
# adv_eve_tye_mesa__34: Mesa Adv Event: Other			
Information		[Type= discrete] [Format=character] [Missing=*]	

# adv_eve_tye_mesa__34: Mesa Adv Event: Other			
Statistics [NW/ W]	[Valid=34188 /-] [Invalid=0 /-]		
Pre-question	Adverse reaction to Mesalazine		
Literal question	34, Other		
Value	Label	Cases	Percentage
0	No	33556	98.2%
1	Yes	632	1.8%
<i>Warning: these figures indicate the number of cases found in the data file. They cannot be interpreted as summary statistics of the population of interest.</i>			
# adv_eve_tye_mesa__36: Mesa Adv Event: Not known			
Information	[Type= discrete] [Format=character] [Missing=*]		
Statistics [NW/ W]	[Valid=34188 /-] [Invalid=0 /-]		
Pre-question	Adverse reaction to Mesalazine		
Literal question	36, Not known		
Value	Label	Cases	Percentage
0	No	34127	99.8%
1	Yes	61	0.2%
<i>Warning: these figures indicate the number of cases found in the data file. They cannot be interpreted as summary statistics of the population of interest.</i>			
# adv_eve_tye_mesa__37: Mesa Adv Event: Not available			
Information	[Type= discrete] [Format=character] [Missing=*]		
Statistics [NW/ W]	[Valid=34188 /-] [Invalid=0 /-]		
Pre-question	Adverse reaction to Mesalazine		
Literal question	37, Information not available		
Value	Label	Cases	Percentage
0	No	34167	99.9%
1	Yes	21	0.1%
<i>Warning: these figures indicate the number of cases found in the data file. They cannot be interpreted as summary statistics of the population of interest.</i>			
# adv_eve_mesa: Mesa Adverse Events Other			
Information	[Type= discrete] [Format=character] [Missing=*]		
Statistics [NW/ W]	[Valid=34188 /-] [Invalid=0 /-]		
Pre-question	Mesalazine		
Literal question	Other adverse events for mesalazine		
# comments_mesa: Mesalazine Comments			
Information	[Type= discrete] [Format=character] [Missing=*]		
Statistics [NW/ W]	[Valid=34073 /-] [Invalid=0 /-]		
Pre-question	Mesalazine		
Literal question	Any other comments for Mesalazine		
# oral_ster_start_date: Oral Steroids Start Year			
Information	[Type= discrete] [Format=character] [Missing=*]		
Statistics [NW/ W]	[Valid=34188 /-] [Invalid=0 /-]		
Pre-question	Oral steroids (prednisolone or budesonide)		
Literal question	Year of starting oral steroids		

# curr_on_oral_ster: Oral Steroids Currently			
Information	[Type= discrete] [Format=character] [Missing=*]		
Statistics [NW/ W]	[Valid=34188 /-] [Invalid=0 /-]		
Pre-question	Oral steroids (prednisolone or budesonide)		
Literal question	Is the patient currently on oral steroids?		
Value	Label	Cases	Percentage
1	Yes	2718	8.0%
2	No	16168	47.3%
3	Not Known	361	1.1%
NULL		14941	43.7%
<i>Warning: these figures indicate the number of cases found in the data file. They cannot be interpreted as summary statistics of the population of interest.</i>			
# oral_ster_stop_date: Oral Steroids Stop Year			
Information	[Type= discrete] [Format=character] [Missing=*]		
Statistics [NW/ W]	[Valid=34188 /-] [Invalid=0 /-]		
Pre-question	Oral steroids (prednisolone or budesonide)		
Literal question	Year of stopping oral steroids		
# oral_ster_work: Oral Steroids Worked			
Information	[Type= discrete] [Format=character] [Missing=*]		
Statistics [NW/ W]	[Valid=34188 /-] [Invalid=0 /-]		
Pre-question	Oral steroids (prednisolone or budesonide)		
Literal question	Did oral steroids work (prednisolone or budesonide)?		
Value	Label	Cases	Percentage
1	Yes	15242	44.6%
2	No	1239	3.6%
3	Initially responded then lost response	998	2.9%
5	Not known	1756	5.1%
6	Unable to assess (e.g. unable to tolerate)	290	0.8%
NULL		14663	42.9%
<i>Warning: these figures indicate the number of cases found in the data file. They cannot be interpreted as summary statistics of the population of interest.</i>			
# ad_eve_oral_ster: Oral Steroids Adverse Events			
Information	[Type= discrete] [Format=character] [Missing=*]		
Statistics [NW/ W]	[Valid=34188 /-] [Invalid=0 /-]		
Pre-question	Oral steroids (prednisolone or budesonide)		
Literal question	Did the patient have a significant adverse event to oral steroids requiring Rx cessation or dose reduction?		
Value	Label	Cases	Percentage
1	Yes	1738	5.1%
2	No	15497	45.3%
3	Not Known	1487	4.3%
NULL		15466	45.2%
<i>Warning: these figures indicate the number of cases found in the data file. They cannot be interpreted as summary statistics of the population of interest.</i>			
# adv_eve_tye_oral_ster__1: Oral Ster Adv Event: Abdominal pain			
Information	[Type= discrete] [Format=character] [Missing=*]		
Statistics [NW/ W]	[Valid=34188 /-] [Invalid=0 /-]		

# adv_eve_tye_oral_ster__1: Oral Ster Adv Event: Abdominal pain			
Pre-question	Adverse reaction to oral steroids		
Literal question	1, Abdominal pain		
Value	Label	Cases	Percentage
0	No	34129	99.8%
1	Yes	59	0.2%
<i>Warning: these figures indicate the number of cases found in the data file. They cannot be interpreted as summary statistics of the population of interest.</i>			
# adv_eve_tye_oral_ster__2: Oral Ster Adv Event: Anaemia			
Information	[Type= discrete] [Format=character] [Missing=*]		
Statistics [NW/ W]	[Valid=34188 /-] [Invalid=0 /-]		
Pre-question	Adverse reaction to oral steroids		
Literal question	2, Anaemia		
Value	Label	Cases	Percentage
0	No	34181	100.0%
1	Yes	7	0.0%
<i>Warning: these figures indicate the number of cases found in the data file. They cannot be interpreted as summary statistics of the population of interest.</i>			
# adv_eve_tye_oral_ster__3: Oral Ster Adv Event: Anaphylaxis			
Information	[Type= discrete] [Format=character] [Missing=*]		
Statistics [NW/ W]	[Valid=34188 /-] [Invalid=0 /-]		
Pre-question	Adverse reaction to oral steroids		
Literal question	3, Anaphylaxis or anaphylactoid reaction		
Value	Label	Cases	Percentage
0	No	34185	100.0%
1	Yes	3	0.0%
<i>Warning: these figures indicate the number of cases found in the data file. They cannot be interpreted as summary statistics of the population of interest.</i>			
# adv_eve_tye_oral_ster__10: Oral Ster Adv Event: Could not tolerate			
Information	[Type= discrete] [Format=character] [Missing=*]		
Statistics [NW/ W]	[Valid=34188 /-] [Invalid=0 /-]		
Pre-question	Adverse reaction to oral steroids		
Literal question	10, Could not tolerate		
Value	Label	Cases	Percentage
0	No	34099	99.7%
1	Yes	89	0.3%
<i>Warning: these figures indicate the number of cases found in the data file. They cannot be interpreted as summary statistics of the population of interest.</i>			
# adv_eve_tye_oral_ster__11: Oral Ster Adv Event: Demyelination			
Information	[Type= discrete] [Format=character] [Missing=*]		
Statistics [NW/ W]	[Valid=34188 /-] [Invalid=0 /-]		
Pre-question	Adverse reaction to oral steroids		
Literal question	11, Demyelination or other neurological symptoms		
Value	Label	Cases	Percentage
0	No	34179	100.0%
1	Yes	9	0.0%
<i>Warning: these figures indicate the number of cases found in the data file. They cannot be interpreted as summary statistics of the population of interest.</i>			

# adv_eve_tye_oral_ster__13: Oral Ster Adv Event: Diarrhoea			
Information	[Type= discrete] [Format=character] [Missing=*]		
Statistics [NW/ W]	[Valid=34188 /-] [Invalid=0 /-]		
Pre-question	Adverse reaction to oral steroids		
Literal question	13, Diarrhoea		
Value	Label	Cases	Percentage
0	No	34160	99.9%
1	Yes	28	0.1%
<i>Warning: these figures indicate the number of cases found in the data file. They cannot be interpreted as summary statistics of the population of interest.</i>			
# adv_eve_tye_oral_ster__14: Oral Ster Adv Event: Deranged LFTs			
Information	[Type= discrete] [Format=character] [Missing=*]		
Statistics [NW/ W]	[Valid=34188 /-] [Invalid=0 /-]		
Pre-question	Adverse reaction to oral steroids		
Literal question	14, Deranged LFTs		
Value	Label	Cases	Percentage
0	No	34184	100.0%
1	Yes	4	0.0%
<i>Warning: these figures indicate the number of cases found in the data file. They cannot be interpreted as summary statistics of the population of interest.</i>			
# adv_eve_tye_oral_ster__17: Oral Ster Adv Event: Exacerbation			
Information	[Type= discrete] [Format=character] [Missing=*]		
Statistics [NW/ W]	[Valid=34188 /-] [Invalid=0 /-]		
Pre-question	Adverse reaction to oral steroids		
Literal question	17, Exacerbation of IBD symptoms		
Value	Label	Cases	Percentage
0	No	34169	99.9%
1	Yes	19	0.1%
<i>Warning: these figures indicate the number of cases found in the data file. They cannot be interpreted as summary statistics of the population of interest.</i>			
# adv_eve_tye_oral_ster__16: Oral Ster Adv Event: Fever			
Information	[Type= discrete] [Format=character] [Missing=*]		
Statistics [NW/ W]	[Valid=34188 /-] [Invalid=0 /-]		
Pre-question	Adverse reaction to oral steroids		
Literal question	16, Fever		
Value	Label	Cases	Percentage
0	No	34175	100.0%
1	Yes	13	0.0%
<i>Warning: these figures indicate the number of cases found in the data file. They cannot be interpreted as summary statistics of the population of interest.</i>			
# adv_eve_tye_oral_ster__19: Oral Ster Adv Event: Hypertension			
Information	[Type= discrete] [Format=character] [Missing=*]		
Statistics [NW/ W]	[Valid=34188 /-] [Invalid=0 /-]		
Pre-question	Adverse reaction to oral steroids		
Literal question	19, Hypertension		

# adv_eve_tye_oral_ster__19: Oral Ster Adv Event: Hypertension			
Value	Label	Cases	Percentage
0	No	34179	100.0%
1	Yes	9	0.0%
<i>Warning: these figures indicate the number of cases found in the data file. They cannot be interpreted as summary statistics of the population of interest.</i>			
# adv_eve_tye_oral_ster__20: Oral Ster Adv Event: Hypotension			
Information		[Type= discrete] [Format=character] [Missing=*]	
Statistics [NW/ W]		[Valid=34188 /-] [Invalid=0 /-]	
Pre-question		Adverse reaction to oral steroids	
Literal question		20, Hypotension	
Value	Label	Cases	Percentage
0	No	34186	100.0%
1	Yes	2	0.0%
<i>Warning: these figures indicate the number of cases found in the data file. They cannot be interpreted as summary statistics of the population of interest.</i>			
# adv_eve_tye_oral_ster__21: Oral Ster Adv Event: Interstitial nephritis			
Information		[Type= discrete] [Format=character] [Missing=*]	
Statistics [NW/ W]		[Valid=34188 /-] [Invalid=0 /-]	
Pre-question		Adverse reaction to oral steroids	
Literal question		21, Interstitial nephritis	
Value	Label	Cases	Percentage
0	No	34188	100.0%
1	Yes	0	0.0%
<i>Warning: these figures indicate the number of cases found in the data file. They cannot be interpreted as summary statistics of the population of interest.</i>			
# adv_eve_tye_oral_ster__5: Oral Ster Adv Event: Joint pain			
Information		[Type= discrete] [Format=character] [Missing=*]	
Statistics [NW/ W]		[Valid=34188 /-] [Invalid=0 /-]	
Pre-question		Adverse reaction to oral steroids	
Literal question		5, Joint pain	
Value	Label	Cases	Percentage
0	No	34092	99.7%
1	Yes	96	0.3%
<i>Warning: these figures indicate the number of cases found in the data file. They cannot be interpreted as summary statistics of the population of interest.</i>			
# adv_eve_tye_oral_ster__22: Oral Ster Adv Event: Leucopaenia			
Information		[Type= discrete] [Format=character] [Missing=*]	
Statistics [NW/ W]		[Valid=34188 /-] [Invalid=0 /-]	
Pre-question		Adverse reaction to oral steroids	
Literal question		22, Leucopaenia	
Value	Label	Cases	Percentage
0	No	34187	100.0%
1	Yes	1	0.0%
<i>Warning: these figures indicate the number of cases found in the data file. They cannot be interpreted as summary statistics of the population of interest.</i>			
# adv_eve_tye_oral_ster__18: Oral Ster Adv Event: Malaise			
Information		[Type= discrete] [Format=character] [Missing=*]	

# adv_eve_tye_oral_ster__18: Oral Ster Adv Event: Malaise			
Statistics [NW/ W]	[Valid=34188 /-] [Invalid=0 /-]		
Pre-question	Adverse reaction to oral steroids		
Literal question	18, Malaise		
Value	Label	Cases	Percentage
0	No	34122	99.8%
1	Yes	66	0.2%
<i>Warning: these figures indicate the number of cases found in the data file. They cannot be interpreted as summary statistics of the population of interest.</i>			
# adv_eve_tye_oral_ster__23: Oral Ster Adv Event: Nausea			
Information	[Type= discrete] [Format=character] [Missing=*]		
Statistics [NW/ W]	[Valid=34188 /-] [Invalid=0 /-]		
Pre-question	Adverse reaction to oral steroids		
Literal question	23, Nausea		
Value	Label	Cases	Percentage
0	No	34095	99.7%
1	Yes	93	0.3%
<i>Warning: these figures indicate the number of cases found in the data file. They cannot be interpreted as summary statistics of the population of interest.</i>			
# adv_eve_tye_oral_ster__24: Oral Ster Adv Event: Neutropaenia			
Information	[Type= discrete] [Format=character] [Missing=*]		
Statistics [NW/ W]	[Valid=34188 /-] [Invalid=0 /-]		
Pre-question	Adverse reaction to oral steroids		
Literal question	24, Neutropaenia		
Value	Label	Cases	Percentage
0	No	34187	100.0%
1	Yes	1	0.0%
<i>Warning: these figures indicate the number of cases found in the data file. They cannot be interpreted as summary statistics of the population of interest.</i>			
# adv_eve_tye_oral_ster__25: Oral Ster Adv Event: None			
Information	[Type= discrete] [Format=character] [Missing=*]		
Statistics [NW/ W]	[Valid=34188 /-] [Invalid=0 /-]		
Pre-question	Adverse reaction to oral steroids		
Literal question	25, None		
Value	Label	Cases	Percentage
0	No	34177	100.0%
1	Yes	11	0.0%
<i>Warning: these figures indicate the number of cases found in the data file. They cannot be interpreted as summary statistics of the population of interest.</i>			
# adv_eve_tye_oral_ster__26: Oral Ster Adv Event: Osteopaenia			
Information	[Type= discrete] [Format=character] [Missing=*]		
Statistics [NW/ W]	[Valid=34188 /-] [Invalid=0 /-]		
Pre-question	Adverse reaction to oral steroids		
Literal question	26, Osteopaenia		
Value	Label	Cases	Percentage
0	No	34140	99.9%

# adv_eve_tye_oral_ster__26: Oral Ster Adv Event: Osteopaenia			
Value	Label	Cases	Percentage
1	Yes	48	0.1%
<i>Warning: these figures indicate the number of cases found in the data file. They cannot be interpreted as summary statistics of the population of interest.</i>			
# adv_eve_tye_oral_ster__27: Oral Ster Adv Event: Pancreatitis			
Information	[Type= discrete] [Format=character] [Missing=*]		
Statistics [NW/ W]	[Valid=34188 /-] [Invalid=0 /-]		
Pre-question	Adverse reaction to oral steroids		
Literal question	27, Pancreatitis		
Value	Label	Cases	Percentage
0	No	34178	100.0%
1	Yes	10	0.0%
<i>Warning: these figures indicate the number of cases found in the data file. They cannot be interpreted as summary statistics of the population of interest.</i>			
# adv_eve_tye_oral_ster__28: Oral Ster Adv Event: Pancytopenia			
Information	[Type= discrete] [Format=character] [Missing=*]		
Statistics [NW/ W]	[Valid=34188 /-] [Invalid=0 /-]		
Pre-question	Adverse reaction to oral steroids		
Literal question	28, Pancytopenia		
Value	Label	Cases	Percentage
0	No	34188	100.0%
1	Yes	0	
<i>Warning: these figures indicate the number of cases found in the data file. They cannot be interpreted as summary statistics of the population of interest.</i>			
# adv_eve_tye_oral_ster__29: Oral Ster Adv Event: Psychosis			
Information	[Type= discrete] [Format=character] [Missing=*]		
Statistics [NW/ W]	[Valid=34188 /-] [Invalid=0 /-]		
Pre-question	Adverse reaction to oral steroids		
Literal question	29, Psychosis		
Value	Label	Cases	Percentage
0	No	34091	99.7%
1	Yes	97	0.3%
<i>Warning: these figures indicate the number of cases found in the data file. They cannot be interpreted as summary statistics of the population of interest.</i>			
# adv_eve_tye_oral_ster__30: Oral Ster Adv Event: Rash			
Information	[Type= discrete] [Format=character] [Missing=*]		
Statistics [NW/ W]	[Valid=34188 /-] [Invalid=0 /-]		
Pre-question	Adverse reaction to oral steroids		
Literal question	30, Rash		
Value	Label	Cases	Percentage
0	No	34132	99.8%
1	Yes	56	0.2%
<i>Warning: these figures indicate the number of cases found in the data file. They cannot be interpreted as summary statistics of the population of interest.</i>			
# adv_eve_tye_oral_ster__31: Oral Ster Adv Event: Sepsis			
Information	[Type= discrete] [Format=character] [Missing=*]		
Statistics [NW/ W]	[Valid=34188 /-] [Invalid=0 /-]		

# adv_eve_tye_oral_ster__31: Oral Ster Adv Event: Sepsis			
Pre-question	Adverse reaction to oral steroids		
Literal question	31, Sepsis		
Value	Label	Cases	Percentage
0	No	34187	100.0%
1	Yes	1	0.0%
<i>Warning: these figures indicate the number of cases found in the data file. They cannot be interpreted as summary statistics of the population of interest.</i>			
# adv_eve_tye_oral_ster__32: Oral Ster Adv Event: Thrombocytopaenia			
Information	[Type= discrete] [Format=character] [Missing=*]		
Statistics [NW/ W]	[Valid=34188 /-] [Invalid=0 /-]		
Pre-question	Adverse reaction to oral steroids		
Literal question	32, Thrombocytopaenia		
Value	Label	Cases	Percentage
0	No	34186	100.0%
1	Yes	2	0.0%
<i>Warning: these figures indicate the number of cases found in the data file. They cannot be interpreted as summary statistics of the population of interest.</i>			
# adv_eve_tye_oral_ster__34: Oral Ster Adv Event: Other			
Information	[Type= discrete] [Format=character] [Missing=*]		
Statistics [NW/ W]	[Valid=34188 /-] [Invalid=0 /-]		
Pre-question	Adverse reaction to oral steroids		
Literal question	34, Other		
Value	Label	Cases	Percentage
0	No	32974	96.4%
1	Yes	1214	3.6%
<i>Warning: these figures indicate the number of cases found in the data file. They cannot be interpreted as summary statistics of the population of interest.</i>			
# adv_eve_tye_oral_ster__36: Oral Ster Adv Event: Not known			
Information	[Type= discrete] [Format=character] [Missing=*]		
Statistics [NW/ W]	[Valid=34188 /-] [Invalid=0 /-]		
Pre-question	Adverse reaction to oral steroids		
Literal question	36, Not known		
Value	Label	Cases	Percentage
0	No	34125	99.8%
1	Yes	63	0.2%
<i>Warning: these figures indicate the number of cases found in the data file. They cannot be interpreted as summary statistics of the population of interest.</i>			
# adv_eve_tye_oral_ster__37: Oral Ster Adv Event: Not available			
Information	[Type= discrete] [Format=character] [Missing=*]		
Statistics [NW/ W]	[Valid=34188 /-] [Invalid=0 /-]		
Pre-question	Adverse reaction to oral steroids		
Literal question	37, Information not available		
Value	Label	Cases	Percentage
0	No	34168	99.9%
1	Yes	20	0.1%
<i>Warning: these figures indicate the number of cases found in the data file. They cannot be interpreted as summary statistics of the population of interest.</i>			

# adv_eve_oral_ster_other: Oral Ster Adverse Events Other	
Information	[Type= discrete] [Format=character] [Missing=*]
Statistics [NW/ W]	[Valid=34188 /-] [Invalid=0 /-]
Pre-question	Adverse reaction to oral steroids
Literal question	Other adverse events for oral steroids
# comments_oral_ster: Oral Steroids Comments	
Information	[Type= discrete] [Format=character] [Missing=*]
Statistics [NW/ W]	[Valid=34031 /-] [Invalid=0 /-]
Pre-question	Oral steroids (prednisolone or budesonide)
Literal question	Any other comments for oral steroids
# iv_ster_start_date: IV Ster Start Year	
Information	[Type= discrete] [Format=character] [Missing=*]
Statistics [NW/ W]	[Valid=34188 /-] [Invalid=0 /-]
Literal question	Year of starting IV steroids

# iv_ster_work: IV Ster Worked			
Information	[Type= discrete] [Format=character] [Missing=*]		
Statistics [NW/ W]	[Valid=34188 /-] [Invalid=0 /-]		
Literal question	Did IV steroids work?		
Value	Label	Cases	Percentage
1	Yes (no 'rescue' therapy needed)	2932	8.6%
2	No (required additional rescue therapy)	673	2.0%
5	Not known	435	1.3%
6	Unable to assess (e.g. unable to tolerate)	34	0.1%
NULL		30114	88.1%
<i>Warning: these figures indicate the number of cases found in the data file. They cannot be interpreted as summary statistics of the population of interest.</i>			
# ad_eve_iv_ster: IV Ster Adverse Events			
Information	[Type= discrete] [Format=character] [Missing=*]		
Statistics [NW/ W]	[Valid=34188 /-] [Invalid=0 /-]		
Literal question	Did the patient have a significant adverse event to IV steroids requiring Rx cessation or dose reduction?		
Value	Label	Cases	Percentage
1	Yes	139	0.4%
2	No	3456	10.1%
3	Not Known	375	1.1%
NULL		30218	88.4%
<i>Warning: these figures indicate the number of cases found in the data file. They cannot be interpreted as summary statistics of the population of interest.</i>			
# adv_eve_tye_iv_ster__1: IV Ster Adv Event: Abdominal pain			
Information	[Type= discrete] [Format=character] [Missing=*]		
Statistics [NW/ W]	[Valid=34188 /-] [Invalid=0 /-]		
Pre-question	Adverse reaction to IV steroids		
Literal question	1, Abdominal pain		
Value	Label	Cases	Percentage
0	No	34183	100.0%
1	Yes	5	0.0%
<i>Warning: these figures indicate the number of cases found in the data file. They cannot be interpreted as summary statistics of the population of interest.</i>			
# adv_eve_tye_iv_ster__2: IV Ster Adv Event: Anaemia			
Information	[Type= discrete] [Format=character] [Missing=*]		
Statistics [NW/ W]	[Valid=34188 /-] [Invalid=0 /-]		
Pre-question	Adverse reaction to IV steroids		
Literal question	2, Anaemia		
Value	Label	Cases	Percentage
0	No	34187	100.0%
1	Yes	1	0.0%
<i>Warning: these figures indicate the number of cases found in the data file. They cannot be interpreted as summary statistics of the population of interest.</i>			
# adv_eve_tye_iv_ster__3: IV Ster Adv Event: Anaphylaxis			
Information	[Type= discrete] [Format=character] [Missing=*]		
Statistics [NW/ W]	[Valid=34188 /-] [Invalid=0 /-]		
Pre-question	Adverse reaction to IV steroids		

# adv_eve_tye_iv_ster__3: IV Ster Adv Event: Anaphylaxis			
Literal question	3, Anaphylaxis or anaphylactoid reaction		
Value	Label	Cases	Percentage
0	No	34188	100.0%
1	Yes	0	
<i>Warning: these figures indicate the number of cases found in the data file. They cannot be interpreted as summary statistics of the population of interest.</i>			
# adv_eve_tye_iv_ster__10: IV Ster Adv Event: Could not tolerate			
Information	[Type= discrete] [Format=character] [Missing=*]		
Statistics [NW/ W]	[Valid=34188 /-] [Invalid=0 /-]		
Pre-question	Adverse reaction to IV steroids		
Literal question	10, Could not tolerate		
Value	Label	Cases	Percentage
0	No	34182	100.0%
1	Yes	6	0.0%
<i>Warning: these figures indicate the number of cases found in the data file. They cannot be interpreted as summary statistics of the population of interest.</i>			
# adv_eve_tye_iv_ster__11: IV Ster Adv Event: Demyelination			
Information	[Type= discrete] [Format=character] [Missing=*]		
Statistics [NW/ W]	[Valid=34188 /-] [Invalid=0 /-]		
Pre-question	Adverse reaction to IV steroids		
Literal question	11, Demyelination or other neurological symptoms		
Value	Label	Cases	Percentage
0	No	34188	100.0%
1	Yes	0	
<i>Warning: these figures indicate the number of cases found in the data file. They cannot be interpreted as summary statistics of the population of interest.</i>			
# adv_eve_tye_iv_ster__13: IV Ster Adv Event: Diarrhoea			
Information	[Type= discrete] [Format=character] [Missing=*]		
Statistics [NW/ W]	[Valid=34188 /-] [Invalid=0 /-]		
Pre-question	Adverse reaction to IV steroids		
Literal question	13, Diarrhoea		
Value	Label	Cases	Percentage
0	No	34187	100.0%
1	Yes	1	0.0%
<i>Warning: these figures indicate the number of cases found in the data file. They cannot be interpreted as summary statistics of the population of interest.</i>			
# adv_eve_tye_iv_ster__14: IV Ster Adv Event: Deranged LFTs			
Information	[Type= discrete] [Format=character] [Missing=*]		
Statistics [NW/ W]	[Valid=34188 /-] [Invalid=0 /-]		
Pre-question	Adverse reaction to IV steroids		
Literal question	14, Deranged LFTs		
Value	Label	Cases	Percentage
0	No	34188	100.0%
1	Yes	0	
<i>Warning: these figures indicate the number of cases found in the data file. They cannot be interpreted as summary statistics of the population of interest.</i>			

# adv_eve_tye_iv_ster__17: IV Ster Adv Event: Exacerbation			
Information	[Type= discrete] [Format=character] [Missing=*]		
Statistics [NW/ W]	[Valid=34188 /-] [Invalid=0 /-]		
Pre-question	Adverse reaction to IV steroids		
Literal question	17, Exacerbation of IBD symptoms		
Value	Label	Cases	Percentage
0	No	34187	100.0%
1	Yes	1	0.0%
<i>Warning: these figures indicate the number of cases found in the data file. They cannot be interpreted as summary statistics of the population of interest.</i>			
# adv_eve_tye_iv_ster__16: IV Ster Adv Event: Fever			
Information	[Type= discrete] [Format=character] [Missing=*]		
Statistics [NW/ W]	[Valid=34188 /-] [Invalid=0 /-]		
Pre-question	Adverse reaction to IV steroids		
Literal question	16, Fever		
Value	Label	Cases	Percentage
0	No	34188	100.0%
1	Yes	0	
<i>Warning: these figures indicate the number of cases found in the data file. They cannot be interpreted as summary statistics of the population of interest.</i>			
# adv_eve_tye_iv_ster__19: IV Ster Adv Event: Hypertension			
Information	[Type= discrete] [Format=character] [Missing=*]		
Statistics [NW/ W]	[Valid=34188 /-] [Invalid=0 /-]		
Pre-question	Adverse reaction to IV steroids		
Literal question	19, Hypertension		
Value	Label	Cases	Percentage
0	No	34188	100.0%
1	Yes	0	
<i>Warning: these figures indicate the number of cases found in the data file. They cannot be interpreted as summary statistics of the population of interest.</i>			
# adv_eve_tye_iv_ster__20: IV Ster Adv Event: Hypotension			
Information	[Type= discrete] [Format=character] [Missing=*]		
Statistics [NW/ W]	[Valid=34188 /-] [Invalid=0 /-]		
Pre-question	Adverse reaction to IV steroids		
Literal question	20, Hypotension		
Value	Label	Cases	Percentage
0	No	34186	100.0%
1	Yes	2	0.0%
<i>Warning: these figures indicate the number of cases found in the data file. They cannot be interpreted as summary statistics of the population of interest.</i>			
# adv_eve_tye_iv_ster__21: IV Ster Adv Event: Interstitial nephritis			
Information	[Type= discrete] [Format=character] [Missing=*]		
Statistics [NW/ W]	[Valid=34188 /-] [Invalid=0 /-]		
Pre-question	Adverse reaction to IV steroids		
Literal question	21, Interstitial nephritis		

# adv_eve_tye_iv_ster__21: IV Ster Adv Event: Interstitial nephritis			
Value	Label	Cases	Percentage
0	No	34188	100.0%
1	Yes	0	
<i>Warning: these figures indicate the number of cases found in the data file. They cannot be interpreted as summary statistics of the population of interest.</i>			
# adv_eve_tye_iv_ster__5: IV Ster Adv Event: Joint pain			
Information	[Type= discrete] [Format=character] [Missing=*]		
Statistics [NW/ W]	[Valid=34188 /-] [Invalid=0 /-]		
Pre-question	Adverse reaction to IV steroids		
Literal question	5, Joint pain		
Value	Label	Cases	Percentage
0	No	34180	100.0%
1	Yes	8	0.0%
<i>Warning: these figures indicate the number of cases found in the data file. They cannot be interpreted as summary statistics of the population of interest.</i>			
# adv_eve_tye_iv_ster__22: IV Ster Adv Event: Leucopaenia			
Information	[Type= discrete] [Format=character] [Missing=*]		
Statistics [NW/ W]	[Valid=34188 /-] [Invalid=0 /-]		
Pre-question	Adverse reaction to IV steroids		
Literal question	22, Leucopaenia		
Value	Label	Cases	Percentage
0	No	34188	100.0%
1	Yes	0	
<i>Warning: these figures indicate the number of cases found in the data file. They cannot be interpreted as summary statistics of the population of interest.</i>			
# adv_eve_tye_iv_ster__18: IV Ster Adv Event: Malaise			
Information	[Type= discrete] [Format=character] [Missing=*]		
Statistics [NW/ W]	[Valid=34188 /-] [Invalid=0 /-]		
Pre-question	Adverse reaction to IV steroids		
Literal question	18, Malaise		
Value	Label	Cases	Percentage
0	No	34186	100.0%
1	Yes	2	0.0%
<i>Warning: these figures indicate the number of cases found in the data file. They cannot be interpreted as summary statistics of the population of interest.</i>			
# adv_eve_tye_iv_ster__23: IV Ster Adv Event: Nausea			
Information	[Type= discrete] [Format=character] [Missing=*]		
Statistics [NW/ W]	[Valid=34188 /-] [Invalid=0 /-]		
Pre-question	Adverse reaction to IV steroids		
Literal question	23, Nausea		
Value	Label	Cases	Percentage
0	No	34181	100.0%
1	Yes	7	0.0%
<i>Warning: these figures indicate the number of cases found in the data file. They cannot be interpreted as summary statistics of the population of interest.</i>			
# adv_eve_tye_iv_ster__24: IV Ster Adv Event: Neutropaenia			
Information	[Type= discrete] [Format=character] [Missing=*]		

# adv_eve_tye_iv_ster__24: IV Ster Adv Event: Neutropaenia			
Statistics [NW/ W]	[Valid=34188 /-] [Invalid=0 /-]		
Pre-question	Adverse reaction to IV steroids		
Literal question	24, Neutropaenia		
Value	Label	Cases	Percentage
0	No	34188	100.0%
1	Yes	0	
<i>Warning: these figures indicate the number of cases found in the data file. They cannot be interpreted as summary statistics of the population of interest.</i>			
# adv_eve_tye_iv_ster__25: IV Ster Adv Event: None			
Information	[Type= discrete] [Format=character] [Missing=*]		
Statistics [NW/ W]	[Valid=34188 /-] [Invalid=0 /-]		
Pre-question	Adverse reaction to IV steroids		
Literal question	25, None		
Value	Label	Cases	Percentage
0	No	34187	100.0%
1	Yes	1	0.0%
<i>Warning: these figures indicate the number of cases found in the data file. They cannot be interpreted as summary statistics of the population of interest.</i>			
# adv_eve_tye_iv_ster__26: IV Ster Adv Event: Osteopaenia			
Information	[Type= discrete] [Format=character] [Missing=*]		
Statistics [NW/ W]	[Valid=34188 /-] [Invalid=0 /-]		
Pre-question	Adverse reaction to IV steroids		
Literal question	26, Osteopaenia		
Value	Label	Cases	Percentage
0	No	34185	100.0%
1	Yes	3	0.0%
<i>Warning: these figures indicate the number of cases found in the data file. They cannot be interpreted as summary statistics of the population of interest.</i>			
# adv_eve_tye_iv_ster__27: IV Ster Adv Event: Pancreatitis			
Information	[Type= discrete] [Format=character] [Missing=*]		
Statistics [NW/ W]	[Valid=34188 /-] [Invalid=0 /-]		
Pre-question	Adverse reaction to IV steroids		
Literal question	27, Pancreatitis		
Value	Label	Cases	Percentage
0	No	34188	100.0%
1	Yes	0	
<i>Warning: these figures indicate the number of cases found in the data file. They cannot be interpreted as summary statistics of the population of interest.</i>			
# adv_eve_tye_iv_ster__28: IV Ster Adv Event: Pancytopenia			
Information	[Type= discrete] [Format=character] [Missing=*]		
Statistics [NW/ W]	[Valid=34188 /-] [Invalid=0 /-]		
Pre-question	Adverse reaction to IV steroids		
Literal question	28, Pancytopenia		
Value	Label	Cases	Percentage
0	No	34188	100.0%

# adv_eve_tye_iv_ster__28: IV Ster Adv Event: Pancytopenia			
Value	Label	Cases	Percentage
1	Yes	0	
<i>Warning: these figures indicate the number of cases found in the data file. They cannot be interpreted as summary statistics of the population of interest.</i>			
# adv_eve_tye_iv_ster__29: IV Ster Adv Event: Psychosis			
Information	[Type= discrete] [Format=character] [Missing=*]		
Statistics [NW/ W]	[Valid=34188 /-] [Invalid=0 /-]		
Pre-question	Adverse reaction to IV steroids		
Literal question	29, Psychosis		
Value	Label	Cases	Percentage
0	No	34176	100.0%
1	Yes	12	0.0%
<i>Warning: these figures indicate the number of cases found in the data file. They cannot be interpreted as summary statistics of the population of interest.</i>			
# adv_eve_tye_iv_ster__30: IV Ster Adv Event: Rash			
Information	[Type= discrete] [Format=character] [Missing=*]		
Statistics [NW/ W]	[Valid=34188 /-] [Invalid=0 /-]		
Pre-question	Adverse reaction to IV steroids		
Literal question	30, Rash		
Value	Label	Cases	Percentage
0	No	34184	100.0%
1	Yes	4	0.0%
<i>Warning: these figures indicate the number of cases found in the data file. They cannot be interpreted as summary statistics of the population of interest.</i>			
# adv_eve_tye_iv_ster__31: IV Ster Adv Event: Sepsis			
Information	[Type= discrete] [Format=character] [Missing=*]		
Statistics [NW/ W]	[Valid=34188 /-] [Invalid=0 /-]		
Pre-question	Adverse reaction to IV steroids		
Literal question	31, Sepsis		
Value	Label	Cases	Percentage
0	No	34187	100.0%
1	Yes	1	0.0%
<i>Warning: these figures indicate the number of cases found in the data file. They cannot be interpreted as summary statistics of the population of interest.</i>			
# adv_eve_tye_iv_ster__32: IV Ster Adv Event: Thrombocytopenia			
Information	[Type= discrete] [Format=character] [Missing=*]		
Statistics [NW/ W]	[Valid=34188 /-] [Invalid=0 /-]		
Pre-question	Adverse reaction to IV steroids		
Literal question	32, Thrombocytopenia		
Value	Label	Cases	Percentage
0	No	34188	100.0%
1	Yes	0	
<i>Warning: these figures indicate the number of cases found in the data file. They cannot be interpreted as summary statistics of the population of interest.</i>			
# adv_eve_tye_iv_ster__34: IV Ster Adv Event: Other			
Information	[Type= discrete] [Format=character] [Missing=*]		
Statistics [NW/ W]	[Valid=34188 /-] [Invalid=0 /-]		

# adv_eve_tye_iv_ster__34: IV Ster Adv Event: Other			
Pre-question	Adverse reaction to IV steroids		
Literal question	34, Other		
Value	Label	Cases	Percentage
0	No	34094	99.7%
1	Yes	94	0.3%
<i>Warning: these figures indicate the number of cases found in the data file. They cannot be interpreted as summary statistics of the population of interest.</i>			
# adv_eve_tye_iv_ster__36: IV Ster Adv Event: Not known			
Information	[Type= discrete] [Format=character] [Missing=*]		
Statistics [NW/ W]	[Valid=34188 /-] [Invalid=0 /-]		
Pre-question	Adverse reaction to IV steroids		
Literal question	36, Not known		
Value	Label	Cases	Percentage
0	No	34180	100.0%
1	Yes	8	0.0%
<i>Warning: these figures indicate the number of cases found in the data file. They cannot be interpreted as summary statistics of the population of interest.</i>			
# adv_eve_tye_iv_ster__37: IV Ster Adv Event: Not available			
Information	[Type= discrete] [Format=character] [Missing=*]		
Statistics [NW/ W]	[Valid=34188 /-] [Invalid=0 /-]		
Pre-question	Adverse reaction to IV steroids		
Literal question	37, Information not available		
Value	Label	Cases	Percentage
0	No	34187	100.0%
1	Yes	1	0.0%
<i>Warning: these figures indicate the number of cases found in the data file. They cannot be interpreted as summary statistics of the population of interest.</i>			
# adv_eve_iv_ster_oth: IV Ster Adverse Events Other			
Information	[Type= discrete] [Format=character] [Missing=*]		
Statistics [NW/ W]	[Valid=34188 /-] [Invalid=0 /-]		
Pre-question	Adverse reaction to IV steroids		
Literal question	Other adverse events for IV steroids		
# comments_iv_ster: IV Steroids Comments			
Information	[Type= discrete] [Format=character] [Missing=*]		
Statistics [NW/ W]	[Valid=34180 /-] [Invalid=0 /-]		
Literal question	Any other comments for IV steroids		
# tof_start_date: Tofacitinib Start Year			
Information	[Type= discrete] [Format=character] [Missing=*]		
Statistics [NW/ W]	[Valid=34188 /-] [Invalid=0 /-]		
Literal question	Year of starting Tofacitinib		
# curr_on_tof: Tofacitinib Currently			
Information	[Type= discrete] [Format=character] [Missing=*]		
Statistics [NW/ W]	[Valid=34188 /-] [Invalid=0 /-]		
Literal question	Is the patient currently on Tofacitinib?		

# curr_on_tof: Tofacitinib Currently			
Value	Label	Cases	Percentage
1	Yes	38	0.1%
2	No	18	0.1%
3	Not Known	1	0.0%
NULL		34131	99.8%
<i>Warning: these figures indicate the number of cases found in the data file. They cannot be interpreted as summary statistics of the population of interest.</i>			
# tof_stop_date: Tofacitinib Stop Year			
Information	[Type= discrete] [Format=character] [Missing=*]		
Statistics [NW/ W]	[Valid=34188 /-] [Invalid=0 /-]		
Literal question	Year of stopping Tofacitinib		
# tof_work: Tofacitinib Worked			
Information	[Type= discrete] [Format=character] [Missing=*]		
Statistics [NW/ W]	[Valid=34188 /-] [Invalid=0 /-]		
Literal question	Has Tofacitinib worked? (Based on global physician assessment; 'therapeutic dose' means >2mg/kg or 6TG level >230 - can include patients on low dose aza + allopurinol)		
Value	Label	Cases	Percentage
1	Yes	11	0.0%
2	Unable to assess (unable to tolerate)	3	0.0%
3	Worked for >12 months then lost response	0	
5	Not known (e.g. started anti-TNF at same time, partial response only)	5	0.0%
6	Unable to assess (on therapeutic dose < 4 months)	11	0.0%
7	No (on therapeutic dose >4 months - did not work)	10	0.0%
8	Worked for < 12 months then lost response	2	0.0%
9	Partial (response but not remission)	5	0.0%
NULL		34141	99.9%
<i>Warning: these figures indicate the number of cases found in the data file. They cannot be interpreted as summary statistics of the population of interest.</i>			
# ad_eve_tof: Tofacitinib Adverse Events			
Information	[Type= discrete] [Format=character] [Missing=*]		
Statistics [NW/ W]	[Valid=34188 /-] [Invalid=0 /-]		
Literal question	Did the patient have a significant adverse reaction to Tofacitinib requiring Rx cessation or dose reduction?		
Value	Label	Cases	Percentage
1	Yes	3	0.0%
2	No	37	0.1%
3	Not Known	5	0.0%
NULL		34143	99.9%
<i>Warning: these figures indicate the number of cases found in the data file. They cannot be interpreted as summary statistics of the population of interest.</i>			
# adv_eve_tye_tof__1: Tof Adv Event: Abdominal pain			
Information	[Type= discrete] [Format=character] [Missing=*]		
Statistics [NW/ W]	[Valid=34188 /-] [Invalid=0 /-]		
Pre-question	Adverse reaction to Tofacitinib		
Literal question	1, Abdominal pain		

# adv_eve_tye_tof__1: Tof Adv Event: Abdominal pain			
Value	Label	Cases	Percentage
0	No	34188	100.0%
1	Yes	0	
<i>Warning: these figures indicate the number of cases found in the data file. They cannot be interpreted as summary statistics of the population of interest.</i>			
# adv_eve_tye_tof__2: Tof Adv Event: Anaemia			
Information	[Type= discrete] [Format=character] [Missing=*]		
Statistics [NW/ W]	[Valid=34188 /-] [Invalid=0 /-]		
Pre-question	Adverse reaction to Tofacitinib		
Literal question	2, Anaemia		
Value	Label	Cases	Percentage
0	No	34188	100.0%
1	Yes	0	
<i>Warning: these figures indicate the number of cases found in the data file. They cannot be interpreted as summary statistics of the population of interest.</i>			
# adv_eve_tye_tof__3: Tof Adv Event: Anaphylaxis			
Information	[Type= discrete] [Format=character] [Missing=*]		
Statistics [NW/ W]	[Valid=34188 /-] [Invalid=0 /-]		
Pre-question	Adverse reaction to Tofacitinib		
Literal question	3, Anaphylaxis or anaphylactoid reaction		
Value	Label	Cases	Percentage
0	No	34188	100.0%
1	Yes	0	
<i>Warning: these figures indicate the number of cases found in the data file. They cannot be interpreted as summary statistics of the population of interest.</i>			
# adv_eve_tye_tof__10: Tof Adv Event: Could not tolerate			
Information	[Type= discrete] [Format=character] [Missing=*]		
Statistics [NW/ W]	[Valid=34188 /-] [Invalid=0 /-]		
Pre-question	Adverse reaction to Tofacitinib		
Literal question	10, Could not tolerate		
Value	Label	Cases	Percentage
0	No	34188	100.0%
1	Yes	0	
<i>Warning: these figures indicate the number of cases found in the data file. They cannot be interpreted as summary statistics of the population of interest.</i>			
# adv_eve_tye_tof__11: Tof Adv Event: Demyelination			
Information	[Type= discrete] [Format=character] [Missing=*]		
Statistics [NW/ W]	[Valid=34188 /-] [Invalid=0 /-]		
Pre-question	Adverse reaction to Tofacitinib		
Literal question	11, Demyelination or other neurological symptoms		
Value	Label	Cases	Percentage
0	No	34188	100.0%
1	Yes	0	
<i>Warning: these figures indicate the number of cases found in the data file. They cannot be interpreted as summary statistics of the population of interest.</i>			
# adv_eve_tye_tof__13: Tof Adv Event: Diarrhoea			
Information	[Type= discrete] [Format=character] [Missing=*]		

# adv_eve_tye_tof__13: Tof Adv Event: Diarrhoea			
Statistics [NW/ W]	[Valid=34188 /-] [Invalid=0 /-]		
Pre-question	Adverse reaction to Tofacitinib		
Literal question	13, Diarrhoea		
Value	Label	Cases	Percentage
0	No	34188	100.0%
1	Yes	0	
<i>Warning: these figures indicate the number of cases found in the data file. They cannot be interpreted as summary statistics of the population of interest.</i>			
# adv_eve_tye_tof__14: Tof Adv Event: Deranged LFTs			
Information	[Type= discrete] [Format=character] [Missing=*]		
Statistics [NW/ W]	[Valid=34188 /-] [Invalid=0 /-]		
Pre-question	Adverse reaction to Tofacitinib		
Literal question	14, Deranged LFTs		
Value	Label	Cases	Percentage
0	No	34188	100.0%
1	Yes	0	
<i>Warning: these figures indicate the number of cases found in the data file. They cannot be interpreted as summary statistics of the population of interest.</i>			
# adv_eve_tye_tof__17: Tof Adv Event: Exacerbation			
Information	[Type= discrete] [Format=character] [Missing=*]		
Statistics [NW/ W]	[Valid=34188 /-] [Invalid=0 /-]		
Pre-question	Adverse reaction to Tofacitinib		
Literal question	17, Exacerbation of IBD symptoms		
Value	Label	Cases	Percentage
0	No	34188	100.0%
1	Yes	0	
<i>Warning: these figures indicate the number of cases found in the data file. They cannot be interpreted as summary statistics of the population of interest.</i>			
# adv_eve_tye_tof__16: Tof Adv Event: Fever			
Information	[Type= discrete] [Format=character] [Missing=*]		
Statistics [NW/ W]	[Valid=34188 /-] [Invalid=0 /-]		
Pre-question	Adverse reaction to Tofacitinib		
Literal question	16, Fever		
Value	Label	Cases	Percentage
0	No	34188	100.0%
1	Yes	0	
<i>Warning: these figures indicate the number of cases found in the data file. They cannot be interpreted as summary statistics of the population of interest.</i>			
# adv_eve_tye_tof__5: Tof Adv Event: Joint pain			
Information	[Type= discrete] [Format=character] [Missing=*]		
Statistics [NW/ W]	[Valid=34188 /-] [Invalid=0 /-]		
Pre-question	Adverse reaction to Tofacitinib		
Literal question	5, Joint pain		
Value	Label	Cases	Percentage
0	No	34187	100.0%

# adv_eve_tye_tof__5: Tof Adv Event: Joint pain			
Value	Label	Cases	Percentage
1	Yes	1	0.0%
<i>Warning: these figures indicate the number of cases found in the data file. They cannot be interpreted as summary statistics of the population of interest.</i>			
# adv_eve_tye_tof__22: Tof Adv Event: Leucopaenia			
Information	[Type= discrete] [Format=character] [Missing=*]		
Statistics [NW/ W]	[Valid=34188 /-] [Invalid=0 /-]		
Pre-question	Adverse reaction to Tofacitinib		
Literal question	22, Leucopaenia		
Value	Label	Cases	Percentage
0	No	34188	100.0%
1	Yes	0	
<i>Warning: these figures indicate the number of cases found in the data file. They cannot be interpreted as summary statistics of the population of interest.</i>			
# adv_eve_tye_tof__18: Tof Adv Event: Malaise			
Information	[Type= discrete] [Format=character] [Missing=*]		
Statistics [NW/ W]	[Valid=34188 /-] [Invalid=0 /-]		
Pre-question	Adverse reaction to Tofacitinib		
Literal question	18, Malaise		
Value	Label	Cases	Percentage
0	No	34188	100.0%
1	Yes	0	
<i>Warning: these figures indicate the number of cases found in the data file. They cannot be interpreted as summary statistics of the population of interest.</i>			
# adv_eve_tye_tof__23: Tof Adv Event: Nausea			
Information	[Type= discrete] [Format=character] [Missing=*]		
Statistics [NW/ W]	[Valid=34188 /-] [Invalid=0 /-]		
Pre-question	Adverse reaction to Tofacitinib		
Literal question	23, Nausea		
Value	Label	Cases	Percentage
0	No	34188	100.0%
1	Yes	0	
<i>Warning: these figures indicate the number of cases found in the data file. They cannot be interpreted as summary statistics of the population of interest.</i>			

# adv_eve_tye_tof__24: Tof Adv Event: Neutropaenia			
Information	[Type= discrete] [Format=character] [Missing=*]		
Statistics [NW/ W]	[Valid=34188 /-] [Invalid=0 /-]		
Pre-question	Adverse reaction to Tofacitinib		
Literal question	24, Neutropaenia		
Value	Label	Cases	Percentage
0	No	34187	100.0%
1	Yes	1	0.0%
<i>Warning: these figures indicate the number of cases found in the data file. They cannot be interpreted as summary statistics of the population of interest.</i>			
# adv_eve_tye_tof__25: Tof Adv Event: None			
Information	[Type= discrete] [Format=character] [Missing=*]		
Statistics [NW/ W]	[Valid=34188 /-] [Invalid=0 /-]		
Pre-question	Adverse reaction to Tofacitinib		
Literal question	25, None		
Value	Label	Cases	Percentage
0	No	34187	100.0%
1	Yes	1	0.0%
<i>Warning: these figures indicate the number of cases found in the data file. They cannot be interpreted as summary statistics of the population of interest.</i>			
# adv_eve_tye_tof__41: Tof Adv Event: Bacterial infection			
Information	[Type= discrete] [Format=character] [Missing=*]		
Statistics [NW/ W]	[Valid=34188 /-] [Invalid=0 /-]		
Pre-question	Adverse reaction to Tofacitinib		
Literal question	41, Bacterial infection		
Value	Label	Cases	Percentage
0	No	34188	100.0%
1	Yes	0	
<i>Warning: these figures indicate the number of cases found in the data file. They cannot be interpreted as summary statistics of the population of interest.</i>			
# adv_eve_tye_tof__28: Tof Adv Event: Pancytopenia			
Information	[Type= discrete] [Format=character] [Missing=*]		
Statistics [NW/ W]	[Valid=34188 /-] [Invalid=0 /-]		
Pre-question	Adverse reaction to Tofacitinib		
Literal question	28, Pancytopenia		
Value	Label	Cases	Percentage
0	No	34188	100.0%
1	Yes	0	
<i>Warning: these figures indicate the number of cases found in the data file. They cannot be interpreted as summary statistics of the population of interest.</i>			
# adv_eve_tye_tof__30: Tof Adv Event: Rash			
Information	[Type= discrete] [Format=character] [Missing=*]		
Statistics [NW/ W]	[Valid=34188 /-] [Invalid=0 /-]		
Pre-question	Adverse reaction to Tofacitinib		
Literal question	30, Rash		

# adv_eve_tye_tof__30: Tof Adv Event: Rash			
Value	Label	Cases	Percentage
0	No	34188	100.0%
1	Yes	0	
<i>Warning: these figures indicate the number of cases found in the data file. They cannot be interpreted as summary statistics of the population of interest.</i>			
# adv_eve_tye_tof__42: Tof Adv Event: Raised lipids			
Information		[Type= discrete] [Format=character] [Missing=*]	
Statistics [NW/ W]		[Valid=34188 /-] [Invalid=0 /-]	
Pre-question		Adverse reaction to Tofacitinib	
Literal question		42, Raised lipids	
Value	Label	Cases	Percentage
0	No	34188	100.0%
1	Yes	0	
<i>Warning: these figures indicate the number of cases found in the data file. They cannot be interpreted as summary statistics of the population of interest.</i>			
# adv_eve_tye_tof__31: Tof Adv Event: Sepsis			
Information		[Type= discrete] [Format=character] [Missing=*]	
Statistics [NW/ W]		[Valid=34188 /-] [Invalid=0 /-]	
Pre-question		Adverse reaction to Tofacitinib	
Literal question		31, Sepsis	
Value	Label	Cases	Percentage
0	No	34188	100.0%
1	Yes	0	
<i>Warning: these figures indicate the number of cases found in the data file. They cannot be interpreted as summary statistics of the population of interest.</i>			
# adv_eve_tye_tof__32: Tof Adv Event: Thrombocytopaenia			
Information		[Type= discrete] [Format=character] [Missing=*]	
Statistics [NW/ W]		[Valid=34188 /-] [Invalid=0 /-]	
Pre-question		Adverse reaction to Tofacitinib	
Literal question		32, Thrombocytopaenia	
Value	Label	Cases	Percentage
0	No	34188	100.0%
1	Yes	0	
<i>Warning: these figures indicate the number of cases found in the data file. They cannot be interpreted as summary statistics of the population of interest.</i>			
# adv_eve_tye_tof__34: Tof Adv Event: Other			
Information		[Type= discrete] [Format=character] [Missing=*]	
Statistics [NW/ W]		[Valid=34188 /-] [Invalid=0 /-]	
Pre-question		Adverse reaction to Tofacitinib	
Literal question		34, Other	
Value	Label	Cases	Percentage
0	No	34184	100.0%
1	Yes	4	0.0%
<i>Warning: these figures indicate the number of cases found in the data file. They cannot be interpreted as summary statistics of the population of interest.</i>			
# adv_eve_tye_tof__36: Tof Adv Event: Not known			
Information		[Type= discrete] [Format=character] [Missing=*]	

# adv_eve_tye_tof__36: Tof Adv Event: Not known			
Statistics [NW/ W]	[Valid=34188 /-] [Invalid=0 /-]		
Pre-question	Adverse reaction to Tofacitinib		
Literal question	36, Not known		
Value	Label	Cases	Percentage
0	No	34188	100.0%
1	Yes	0	
<i>Warning: these figures indicate the number of cases found in the data file. They cannot be interpreted as summary statistics of the population of interest.</i>			
# adv_eve_tye_tof__40: Tof Adv Event: Viral infection			
Information	[Type= discrete] [Format=character] [Missing=*]		
Statistics [NW/ W]	[Valid=34188 /-] [Invalid=0 /-]		
Pre-question	Adverse reaction to Tofacitinib		
Literal question	40, Viral infection		
Value	Label	Cases	Percentage
0	No	34188	100.0%
1	Yes	0	
<i>Warning: these figures indicate the number of cases found in the data file. They cannot be interpreted as summary statistics of the population of interest.</i>			
# adv_eve_tye_tof__38: Tof Adv Event: In PRED4			
Information	[Type= discrete] [Format=character] [Missing=*]		
Statistics [NW/ W]	[Valid=34188 /-] [Invalid=0 /-]		
Pre-question	Adverse reaction to Tofacitinib		
Literal question	38, In PRED4		
Value	Label	Cases	Percentage
0	No	34188	100.0%
1	Yes	0	
<i>Warning: these figures indicate the number of cases found in the data file. They cannot be interpreted as summary statistics of the population of interest.</i>			
# adv_eve_tof_oth: Tofacitinib Adv Events Other			
Information	[Type= discrete] [Format=character] [Missing=*]		
Statistics [NW/ W]	[Valid=34188 /-] [Invalid=0 /-]		
Pre-question	Adverse reaction to Tofacitinib		
Literal question	Other adverse events for Tofacitinib		
# comments_tof: Tofacitinib Comments			
Information	[Type= discrete] [Format=character] [Missing=*]		
Statistics [NW/ W]	[Valid=34188 /-] [Invalid=0 /-]		
Pre-question	Tofacitinib		
Literal question	Any other comments for Tofacitinib		
# comments: Comments			
Information	[Type= discrete] [Format=character] [Missing=*]		
Statistics [NW/ W]	[Valid=34047 /-] [Invalid=0 /-]		
Literal question	Please add any other information that might be relevant about this patient.		